

# PRICE LIST

2022.01

**presentanova**<sup>®</sup>

[www.presenta-nova.com](http://www.presenta-nova.com)

Errors expected. For the latest version of the price list please contact us at [info@presenta-nova.hr](mailto:info@presenta-nova.hr)

**presenta**nova®

**Production & HQ**

Presenta Nova d.o.o.  
Puzeva 7  
HR-10020 Zagreb  
T +385 1 6524 048  
[info@presenta-nova.hr](mailto:info@presenta-nova.hr)

**Showroom**

Presenta Nova GmbH  
Industriestraße 35  
D-68169 Mannheim  
T +49 621 7245 0040  
[info@presenta-nova.de](mailto:info@presenta-nova.de)

**Office**

Presenta Nova Inc.  
116 West 23rd Street  
New York City, NY 10011, USA  
T +1 888 959 1471  
[sales@presenta-nova.com](mailto:sales@presenta-nova.com)

**[www.presenta-nova.com](http://www.presenta-nova.com)**

**ADD ON**

**Page 6**

Side mask for wall panel. Covers the installation parts and cables. It is sold separately for displays, bottom elements (drawers) and top elements (advertising). Standard colours are black and white - please define at order.

1500 mm	<b>SM.150</b>	55,00
500 mm	<b>SM.50</b>	20,00
280 mm	<b>SM.28</b>	15,00

**INSTALLATION**

**Page 7**

A steel rail, mounted with anchors on the wall (solid or dry wall). Panels hang on the rail. Allows quick display layout changes and facilitates the process of moving to a new space.

780 mm	<b>R</b>	13,00
--------	----------	-------

Connection part for wall panel installation on the rail. Ensures easy installation even on uneven surfaces. It allows adjustments in panel distance from the wall (±10 mm). Standard distance from the wall is 60 cm. CP allows also vertical alignment of 2 mm and sliding on the rail. Every panel is delivered with 4 connection parts.

Connection part for wall panel	<b>CP</b>	12,00
--------------------------------	-----------	-------

Acrylic wall panel with aluminium frame construction. Available in 3 standard dimensions. Optional LED lighting. Optional storage upgrade. Simple installation on the rail.

450x1500x50 mm	<b>WP.45</b>	359,00
700x1500x50 mm	<b>WP.70</b>	413,00
900x1500x50 mm	<b>WP.90</b>	475,00

Back panel LED lighting for displays.

White back panel LED lighting	<b>LED.W</b>	419,00
Coloured back panel LED RGB lighting	<b>LED.RGB</b>	419,00

White LED lighting for 1 frame display rod	<b>RR.LED</b>	92,00
--	---------------	-------

CL horizontal bar with white LED lighting.	<b>CL.RE</b>	45,00
Electrical kit (nickel plated wire 3m, transformer)	<b>CL.E.KIT</b>	55,00

**Installation kit for rods** **BH**

Mounting kit for installation onto Presenta Nova acrylic panels	<b>BH.H1</b>	12,00
---	--------------	-------

Mounting kit for installation onto Presenta Nova acrylic panels, concrete and plywood	<b>BH.H2</b>	15,00
---	--------------	-------

Mounting kit for installation onto drywall, plywood, concrete and brick wall	<b>BH.H3</b>	22,00
--	--------------	-------

Attachment for manual rotation	<b>BH.ML</b>	26,00
--------------------------------	--------------	-------

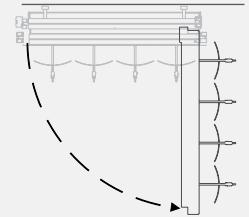
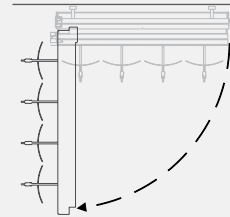
For more information please contact us.

**Page 104-107**

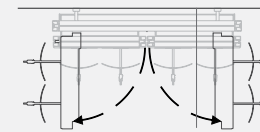
**DUAL**

**LEFT OPENING (L)**  
for WD.1 and WD.2 only

**RIGHT OPENING (R)**  
for WD.1 and WD.2 only



**CENTRAL OPENING**  
for WD.3 and WD.3.S only



**WD.1**

Back storage with 2 panels; DOOR and BACK panels. DOOR panel is empty and BACK panel has 15 shelves. DOOR panel opens to the left or right. Optional key locking. Optional white LED lighting. Available in 3 sizes.

450x1500x195 mm / 30 ∞ / ≡ / left opening	<b>WD.1.45.L</b>	520,00
450x1500x195 mm / 30 ∞ / ≡ / right opening	<b>WD.1.45.R</b>	520,00
700x1500x195 mm / 60 ∞ / ≡ / left opening	<b>WD.1.70.L</b>	555,00
700x1500x195 mm / 60 ∞ / ≡ / right opening	<b>WD.1.70.R</b>	555,00
900x1500x195 mm / 75 ∞ / ≡ / left opening	<b>WD.1.90.L</b>	587,00
900x1500x195 mm / 75 ∞ / ≡ / right opening	<b>WD.1.90.R</b>	587,00

**WD.2**

Back storage with 2 panels; DOOR and BACK panels. Both DOOR and BACK panels have 15 shelves each. DOOR panel opens to the left or right. Optional key locking. Optional white LED lighting. Available in 3 sizes.

450x1500x195 mm / 60 ∞ / ≡ / left opening	<b>WD.2.45.L</b>	868,00
450x1500x195 mm / 60 ∞ / ≡ / right opening	<b>WD.2.45.R</b>	868,00
700x1500x195 mm / 120 ∞ / ≡ / left opening	<b>WD.2.70.L</b>	983,00
700x1500x195 mm / 120 ∞ / ≡ / right opening	<b>WD.2.70.R</b>	983,00
900x1500x195 mm / 150 ∞ / ≡ / left opening	<b>WD.2.90.L</b>	1.054,00
900x1500x195 mm / 150 ∞ / ≡ / right opening	<b>WD.2.90.R</b>	1.054,00

**WD.3**

Back storage with 3 panels, 2 DOOR and 1 BACK panels. Both DOOR and BACK panels have 15 shelves each. DOOR panels open in the center. Optional key locking. Optional white LED lighting. Available in 1 size.

900x1500x195 mm / 135 ∞ / ≡	<b>WD.3</b>	1.193,00
-----------------------------	-------------	----------

**WD.3.S**

Back storage with 3 panels, 2 DOOR and 1 BACK panels. Both DOOR panels are empty while BACK panel has 15 shelves. DOOR panels open in the center. Optional key locking. Optional white LED lighting. Available in 1 size.

900x1500x195 mm / 75 ∞ / ≡	<b>WD.3.S</b>	726,00
----------------------------	---------------	--------

<b>105</b>	<b>Dual storage LED lighting</b>	<b>D.LED</b>	
	White LED lighting for WD.1 and WD.3.S	<b>D1.LED</b>	267,00
	White LED lighting for WD.2	<b>D2.LED</b>	533,00
	White LED lighting for WD.3	<b>D3.LED</b>	533,00

<b>107</b>	<b>Dual storage locking</b>	<b>D.KEY</b>	
	Integrated key lock		61,00

## WALL SYSTEMS

### Page 13

#### ROTO REVOLUTION Rods

Standard rods. Connection parts included in price. Available hooks: 21 and 29 mm.

<b>Non-lockable rods</b> 70 mm frame distance	Non-lockable Roto Revolution rod, 591 mm, 6 ∞	<b>RR.MC.6.O.70</b>	59,00
	Non-lockable Roto Revolution rod, 661 mm, 7 ∞	<b>RR.MC.7.O.70</b>	60,00
	Non-lockable Roto Revolution rod, 731 mm, 8 ∞	<b>RR.MC.8.O.70</b>	61,00
	Non-lockable Roto Revolution rod, 801 mm, 9 ∞	<b>RR.MC.9.O.70</b>	64,00
	Non-lockable Roto Revolution rod, 871 mm, 10 ∞	<b>RR.MC.10.O.70</b>	65,00
	Non-lockable Roto Revolution rod, 941 mm, 11 ∞	<b>RR.MC.11.O.70</b>	67,00
	Non-lockable Roto Revolution rod, 1011 mm, 12 ∞	<b>RR.MC.12.O.70</b>	68,00
	Non-lockable Roto Revolution rod, 1081 mm, 13 ∞	<b>RR.MC.13.O.70</b>	73,00
	Non-lockable Roto Revolution rod, 1151 mm, 14 ∞	<b>RR.MC.14.O.70</b>	81,00
	Non-lockable Roto Revolution rod, 1221 mm, 15 ∞	<b>RR.MC.15.O.70</b>	87,00
	Non-lockable Roto Revolution rod, 1291 mm, 16 ∞	<b>RR.MC.16.O.70</b>	94,00
	Non-lockable Roto Revolution rod, 1361 mm, 17 ∞	<b>RR.MC.17.O.70</b>	99,00
	Non-lockable Roto Revolution rod, 1431 mm, 18 ∞	<b>RR.MC.18.O.70</b>	102,00
	Non-lockable Roto Revolution rod, 1571 mm, 20 ∞	<b>RR.MC.20.O.70</b>	110,00
<b>Non-lockable rods</b> 56 mm frame distance	Non-lockable Roto Revolution rod, 486 mm, 6 ∞	<b>RR.MC.6.O.56</b>	59,00
	Non-lockable Roto Revolution rod, 542 mm, 7 ∞	<b>RR.MC.7.O.56</b>	60,00
	Non-lockable Roto Revolution rod, 598 mm, 8 ∞	<b>RR.MC.8.O.56</b>	61,00
	Non-lockable Roto Revolution rod, 654 mm, 9 ∞	<b>RR.MC.9.O.56</b>	64,00
	Non-lockable Roto Revolution rod, 710 mm, 10 ∞	<b>RR.MC.10.O.56</b>	65,00
	Non-lockable Roto Revolution rod, 766 mm, 11 ∞	<b>RR.MC.11.O.56</b>	67,00
	Non-lockable Roto Revolution rod, 822 mm, 12 ∞	<b>RR.MC.12.O.56</b>	68,00
	Non-lockable Roto Revolution rod, 878 mm, 13 ∞	<b>RR.MC.13.O.56</b>	73,00
	Non-lockable Roto Revolution rod, 934 mm, 14 ∞	<b>RR.MC.14.O.56</b>	81,00
	Non-lockable Roto Revolution rod, 990 mm, 15 ∞	<b>RR.MC.15.O.56</b>	87,00
	Non-lockable Roto Revolution rod, 1046 mm, 16 ∞	<b>RR.MC.16.O.56</b>	94,00
	Non-lockable Roto Revolution rod, 1102 mm, 17 ∞	<b>RR.MC.17.O.56</b>	99,00
	Non-lockable Roto Revolution rod, 1158 mm, 18 ∞	<b>RR.MC.18.O.56</b>	102,00
	Non-lockable Roto Revolution rod, 1494 mm, 24 ∞	<b>RR.MC.24.O.56</b>	127,00
<b>Key lockable rods</b> 70 mm frame distance	Lockable Roto Revolution rod, 591 mm, 6 ∞	<b>RR.MC.6.L</b>	90,00
	Lockable Roto Revolution rod, 661 mm, 7 ∞	<b>RR.MC.7.L</b>	95,00
	Lockable Roto Revolution rod, 731 mm, 8 ∞	<b>RR.MC.8.L</b>	102,00
	Lockable Roto Revolution rod, 801 mm, 9 ∞	<b>RR.MC.9.L</b>	109,00
	Lockable Roto Revolution rod, 871 mm, 10 ∞	<b>RR.MC.10.L</b>	117,00
	Lockable Roto Revolution rod, 941 mm, 11 ∞	<b>RR.MC.11.L</b>	123,00
	Lockable Roto Revolution rod, 1011 mm, 12 ∞	<b>RR.MC.12.L</b>	131,00
	Lockable Roto Revolution rod, 1081 mm, 13 ∞	<b>RR.MC.13.L</b>	137,00
	Lockable Roto Revolution rod, 1151 mm, 14 ∞	<b>RR.MC.14.L</b>	144,00
	Lockable Roto Revolution rod, 1221 mm, 15 ∞	<b>RR.MC.15.L</b>	149,00
	Lockable Roto Revolution rod, 1291 mm, 16 ∞	<b>RR.MC.16.L</b>	156,00
	Lockable Roto Revolution rod, 1361 mm, 17 ∞	<b>RR.MC.17.L</b>	161,00
	Lockable Roto Revolution rod, 1431 mm, 18 ∞	<b>RR.MC.18.L</b>	167,00
	Lockable Roto Revolution rod, 1571 mm, 20 ∞	<b>RR.MC.20.L</b>	176,00

#### ROTO REVOLUTION Displays

### Page 14

<b>Key lockable rods</b>	White acrylic panel with aluminium rods. One rod holds 18 frames. Frame distance is 70 mm. 2 keys included. Optional LED lighting (page 1)		
	450x1500x280 mm / 2 rods / 36 ∞	<b>WP.2.L</b>	674,00
	700x1500x280 mm / 3 rods / 54 ∞	<b>WP.3.L</b>	912,00
	900x1500x280 mm / 4 rods / 72 ∞	<b>WP.4.L</b>	1.148,00
<b>Non-lockable rods</b>	White acrylic panel with aluminium rods. One rod holds 18 frames. Frame distance is 70 mm. Optional LED lighting (page 1)		
	450x1500x280 mm / 2 rods / 36 ∞	<b>WP.2.O</b>	543,00
	700x1500x280 mm / 3 rods / 54 ∞	<b>WP.3.O</b>	715,00
	900x1500x280 mm / 4 rods / 72 ∞	<b>WP.4.O</b>	886,00
<b>8 rods</b>	Display with 2 rotatable plates with rods. One rod holds 17 frames. Frame distance is 70 mm.		
	900x1500x490 mm / 8 non-lockable rods / 136 ∞	<b>W8C.O</b>	1.519,00
	900x1500x490 mm / 8 lockable rods / 136 ∞	<b>W8C.L</b>	2.214,00

### Page 16

#### MULTILOOK ROTO REVOLUTION rods

Rotatable rods. Connection parts included in price. Available hooks: 21 and 29 mm.

<b>Non-lockable rods</b> 70 mm frame distance	Rotatable Multilook rod, 650 mm, 6 ∞	<b>RR.ML.6.O</b>	85,00
	Rotatable Multilook rod, 720 mm, 7 ∞	<b>RR.ML.7.O</b>	86,00
	Rotatable Multilook rod, 790 mm, 8 ∞	<b>RR.ML.8.O</b>	87,00
	Rotatable Multilook rod, 860 mm, 9 ∞	<b>RR.ML.9.O</b>	90,00
	Rotatable Multilook rod, 930 mm, 10 ∞	<b>RR.ML.10.O</b>	91,00
	Rotatable Multilook rod, 1000 mm, 11 ∞	<b>RR.ML.11.O</b>	93,00
	Rotatable Multilook rod, 1070 mm, 12 ∞	<b>RR.ML.12.O</b>	94,00
	Rotatable Multilook rod, 1140 mm, 13 ∞	<b>RR.ML.13.O</b>	99,00
	Rotatable Multilook rod, 1210 mm, 14 ∞	<b>RR.ML.14.O</b>	107,00
	Rotatable Multilook rod, 1280 mm, 15 ∞	<b>RR.ML.15.O</b>	113,00
	Rotatable Multilook rod, 1350 mm, 16 ∞	<b>RR.ML.16.O</b>	120,00
	Rotatable Multilook rod, 1420 mm, 17 ∞	<b>RR.ML.17.O</b>	125,00
	Rotatable Multilook rod, 1490 mm, 18 ∞	<b>RR.ML.18.O</b>	128,00
	Rotatable Multilook rod, 1630 mm, 20 ∞	<b>RR.ML.20.O</b>	136,00
<b>Key lockable rods</b> 70 mm frame distance	Rotatable Multilook rod, 650 mm, 6 ∞	<b>RR.ML.6.L</b>	116,00
	Rotatable Multilook rod, 720 mm, 7 ∞	<b>RR.ML.7.L</b>	121,00
	Rotatable Multilook rod, 790 mm, 8 ∞	<b>RR.ML.8.L</b>	128,00
	Rotatable Multilook rod, 860 mm, 9 ∞	<b>RR.ML.9.L</b>	135,00
	Rotatable Multilook rod, 930 mm, 10 ∞	<b>RR.ML.10.L</b>	143,00
	Rotatable Multilook rod, 1000 mm, 11 ∞	<b>RR.ML.11.L</b>	149,00
	Rotatable Multilook rod, 1070 mm, 12 ∞	<b>RR.ML.12.L</b>	157,00
	Rotatable Multilook rod, 1140 mm, 13 ∞	<b>RR.ML.13.L</b>	163,00
	Rotatable Multilook rod, 1210 mm, 14 ∞	<b>RR.ML.14.L</b>	170,00
	Rotatable Multilook rod, 1280 mm, 15 ∞	<b>RR.ML.15.L</b>	175,00
	Rotatable Multilook rod, 1350 mm, 16 ∞	<b>RR.ML.16.L</b>	182,00
	Rotatable Multilook rod, 1420 mm, 17 ∞	<b>RR.ML.17.L</b>	187,00
	Rotatable Multilook rod, 1490 mm, 18 ∞	<b>RR.ML.18.L</b>	193,00
	Rotatable Multilook rod, 1630 mm, 20 ∞	<b>RR.ML.20.L</b>	202,00
	Installation part which allows manual rotation, included in the price of the Multilook rod	<b>BH.ML</b>	26,00

#### MULTILOOK ROTO REVOLUTION Displays

### Page 17

White acrylic panel with rotating aluminium rods. One rod holds 18 frames. Frame distance is 70 mm. Optional LED lighting (page 1).

<b>Key lockable rods</b>	450x1500x280 mm / 2 rods / 36 ∞	<b>WP.2.L.ML</b>	727,00
	700x1500x280 mm / 3 rods / 54 ∞	<b>WP.3.L.ML</b>	991,00
	900x1500x280 mm / 4 rods / 72 ∞	<b>WP.4.L.ML</b>	1.254,00
<b>Non-lockable rods</b>	450x1500x280 mm / 2 rods / 36 ∞	<b>WP.2.O.ML</b>	597,00
	700x1500x280 mm / 3 rods / 54 ∞	<b>WP.3.O.ML</b>	795,00
	900x1500x280 mm / 4 rods / 72 ∞	<b>WP.4.O.ML</b>	991,00

### Page 21

#### SRC SMART REMOTE CONTROL Rods

Remote lockable rods. Motor, receiver and remote control included in the price.

<b>INFRA RED</b> 70 mm frame distance	IR remote lockable rod, 940 mm, 10 ∞	<b>SRC.IR.10</b>	289,00	
	IR remote lockable rod, 1010 mm, 11 ∞	<b>SRC.IR.11</b>	295,00	
	IR remote lockable rod, 1080 mm, 12 ∞	<b>SRC.IR.12</b>	301,00	
	IR remote lockable rod, 1150 mm, 13 ∞	<b>SRC.IR.13</b>	307,00	
	IR remote lockable rod, 1220 mm, 14 ∞	<b>SRC.IR.14</b>	314,00	
	IR remote lockable rod, 1290 mm, 15 ∞	<b>SRC.IR.15</b>	321,00	
	IR remote lockable rod, 1360 mm, 16 ∞	<b>SRC.IR.16</b>	328,00	
	IR remote lockable rod, 1430 mm, 17 ∞	<b>SRC.IR.17</b>	335,00	
	IR remote lockable rod, 1500 mm, 18 ∞	<b>SRC.IR.18</b>	343,00	
	<b>RADIO FREQUENCY</b> 70 mm frame distance	RF remote lockable rod, 940 mm, 10 ∞	<b>SRC.RF.10</b>	347,00
		RF remote lockable rod, 1010 mm, 11 ∞	<b>SRC.RF.11</b>	351,00
		RF remote lockable rod, 1080 mm, 12 ∞	<b>SRC.RF.12</b>	355,00
		RF remote lockable rod, 1150 mm, 13 ∞	<b>SRC.RF.13</b>	360,00
		RF remote lockable rod, 1220 mm, 14 ∞	<b>SRC.RF.14</b>	367,00
RF remote lockable rod, 1290 mm, 15 ∞		<b>SRC.RF.15</b>	375,00	
RF remote lockable rod, 1360 mm, 16 ∞		<b>SRC.RF.16</b>	383,00	
RF remote lockable rod, 1430 mm, 17 ∞		<b>SRC.RF.17</b>	392,00	
RF remote lockable rod, 1500 mm, 18 ∞		<b>SRC.RF.18</b>	399,00	

**Page 19**

Motor stick. Installed on top of the rod with a click – simple maintenance. Ads 141 mm to the rod height.	<b>SRC.MOTOR</b>	209,00
Remote control unit. Allows simple control of either Radio Frequency or Infra Red operating systems.	<b>RCU.RF</b>	160,00
	<b>RCU.IR</b>	93,00
Receiver	<b>AC.ADP</b>	77,00

**SRC SMART REMOTE CONTROL Displays**

**Page 22**

<b>INFRA RED</b>	White acrylic panel with remote lockable rods - IR system. One rod holds 18 frames. Frame distance is 70 mm. Optional LED lighting (page 1). Remote control not included in the price.		
	450x1500x280 mm / 2 IR rods / 36 ∞	<b>WP.2.SRC.IR</b>	1.254,00
	700x1500x280 mm / 3 IR rods / 54 ∞	<b>WP.3.SRC.IR</b>	1.732,00
	900x1500x280 mm / 4 IR rods / 72 ∞	<b>WP.4.SRC.IR</b>	2.209,00
<b>RADIO FREQUENCY</b>	White acrylic panel with remote lockable rods - RF system. One rod holds 18 frames. Frame distance is 70 mm. Optional LED lighting (page 1). Remote control not included in the price.		
	450x1500x280 mm / 2 RF rods / 36 ∞	<b>WP.2.SRC.RF</b>	1.376,00
	700x1500x280 mm / 3 RF rods / 54 ∞	<b>WP.3.SRC.RF</b>	1.914,00
	900x1500x280 mm / 4 RF rods / 72 ∞	<b>WP.4.SRC.RF</b>	2.452,00

**Page 24**

**LUCID Rods**

Non-lockable rods with transparent frame bridge holder. Connection parts included in price. Available hooks: 21 and 29 mm.

70 mm frame distance	Non-lockable Lucid rod, 1011 mm, 12 ∞	<b>IRAY.12.O.70</b>	77,00
	Non-lockable Lucid rod, 1221 mm, 15 ∞	<b>IRAY.15.O.70</b>	92,00
	Non-lockable Lucid rod, 1431 mm, 18 ∞	<b>IRAY.18.O.70</b>	105,00
56 mm frame distance	Non-lockable Lucid rod, 1046 mm, 16 ∞	<b>IRAY.16.O.56</b>	96,00
	Non-lockable Lucid rod, 1158 mm, 18 ∞	<b>IRAY.18.O.56</b>	105,00
	Non-lockable Lucid rod, 1494 mm, 24 ∞	<b>IRAY.24.O.56</b>	132,00

**LUCID Displays**

**Page 25**

	White acrylic panel with aluminium rods with frame bridge support in transparent acrylic. One rod holds 18 frames. Frame distance is 70 mm. Optional LED lighting (page 1).		
	450x1500x280 mm / 2 rods / 36 ∞	<b>WP.2.IRAY.O</b>	569,00
	700x1500x280 mm / 3 rods / 54 ∞	<b>WP.3.IRAY.O</b>	753,00
	900x1500x280 mm / 4 rods / 72 ∞	<b>WP.4.IRAY.O</b>	937,00

**Accessories for rods**

**Page 26**

1	Rectangular logo holder, simple logo insert exchange.		
	152x54 mm	<b>LH.EDS.S</b>	17,00
	152x83 mm	<b>LH.EDS.M</b>	17,00
	165x113 mm	<b>LH.EDS.L</b>	17,00
	Logo holder for FR displays (S,M,L)	<b>LH.EDS.FR</b>	17,00
2	Rectangular logo holder, white acrylic, custom print included, 120x50 mm	<b>LH.EDS.A</b>	20,00
3	Elliptical logo holder, without logo, 72x57 mm	<b>LH.EDE</b>	17,00
	Logo holder for FR displays, 72x57 mm	<b>LH.EDE.FR</b>	17,00
	Self-adhesive logo sticker for LH.EDE, custom print included.	<b>LH.STC.3D</b>	5,00
4	Magnetic logo holder	<b>LH.MAG</b>	17,00
	Exchangeable magnetic strip, custom branding	<b>LH.STC.MAG</b>	4,00
5	Advertising element, A5 format, without ad, simple ad exchange	<b>RR.AP</b>	36,00
6	Mirror for 1 rod, 150x110 mm	<b>EM.1</b>	26,00
7	Mirror to place between 2 rods, 150x110 mm	<b>EM.2</b>	28,00
8	Case holder	<b>EH.2</b>	4,00

**Page 27**

9	Decorative RR Nature vinyl foil cover for rod, available in 5 shades, 1 cover per rod		
	Oak	<b>RRN.OAK</b>	38,00
	Beech tree	<b>RRN.BEE</b>	38,00
	Cherry	<b>RRN.CHE</b>	38,00
	Nut	<b>RRN.NUT</b>	38,00
	Carbon	<b>RRN.CAR</b>	38,00
10	Decorative powder coating for rod. 1 per rod.		
	White matte	<b>RRPC.WM</b>	18,00
	White glossy	<b>RRPC.WG</b>	18,00
	Black matte	<b>RRPC.BM</b>	18,00
	Black glossy	<b>RRPC.BG</b>	18,00
11	Backside frame support, silicone coating	<b>BS.S3D</b>	1,00
12	Hook adapter for smaller frames, 20 pcs	<b>ADP</b>	12,00

**CLEAR LOOK System**

**Page 29**

1	CL.R rail, delivered with installation kit	<b>CL.R</b>	9,00
	Wall mounting kit for installation on the front side of the panel	<b>CL.WM.1</b>	4,00
	Wall mounting kit for installation from the back of the panel	<b>CL.WM.2</b>	4,00
2	CL.R rail with integrated white LED lighting, delivered with installation kit, 780 mm	<b>CL.RE</b>	45,00
	Wall mounting kit for installation from the back of the panel	<b>CL.WM.2</b>	4,00
	Electrical kit (nickel plated wire 3 m + transformer)	<b>CL.E.KIT</b>	55,00

**CLEAR LOOK Displays**

**Page 30**

15 bars	White acrylic panel with Clear Look bars. Optional LED lighting (page 1).		
	450x1500x280 mm / 30 ∞	<b>WH.15.45</b>	571,00
	700x1500x280 mm / 45 ∞	<b>WH.15.70</b>	693,00
	900x1500x280 mm / 75 ∞	<b>WH.15.90</b>	851,00
8 bars	White acrylic panel with Clear Look bars. Optional LED lighting (page 1).		
	450x1500x280 mm / 28 ∞	<b>WH.8.45</b>	600,00
	700x1500x280 mm / 42 ∞	<b>WH.8.70</b>	753,00
	900x1500x280 mm / 56 ∞	<b>WH.8.90</b>	1.005,00

**CLEAR LOOK Accessories**

**Page 31**

1	Frame holders for Clear Look bar		
	Frame holder / transparent polycarbonate / 1 ∞	<b>CL.GH.T</b>	3,00
	Frame holder / aluminium / 1 ∞	<b>CL.GH.2</b>	6,00
	Frame holder / aluminium / 2 ∞	<b>CL.GH.3</b>	11,00
2	Lockable Single Lock frame holder	<b>SL.CL</b>	18,00
	Magnetic key	<b>MAG.KEY</b>	12,00
3	Additional shelf, transparent polycarbonate, 140x80 mm	<b>CL.S</b>	17,00
4	Case holder, transparent acrylic, sliding, 140x65 mm	<b>CL.EH</b>	8,00
5	Acrylic mirror, 140x240 mm	<b>CL.M</b>	17,00
6	Logo holder with exchangeable paper inserts, 140x80 mm, acrylic	<b>CL.LH</b>	7,00

## MULTI PIN Elements

### Page 33

1	Wire with pins, simple installation onto various surfaces.		
	250 mm / 1 ∞	<b>MP.1</b>	7,00
	450 mm / 2 ∞	<b>MP.2</b>	10,00
	650 mm / 3 ∞	<b>MP.3</b>	14,00
	850 mm / 4 ∞	<b>MP.4</b>	19,00
	1050 mm / 5 ∞	<b>MP.5</b>	24,00
	1250 mm / 6 ∞	<b>MP.6</b>	29,00
	Wall mounting kit for installation on the front side of the panel	<b>CL.WM.1</b>	4,00
	Wall mounting kit for installation from the back of the panel	<b>CL.WM.2</b>	4,00
2	Wire with lockable pins, simple installation onto various surfaces.		
	250 mm / 1 ∞	<b>MPSL.1</b>	20,00
	450 mm / 2 ∞	<b>MPSL.2</b>	40,00
	650 mm / 3 ∞	<b>MPSL.3</b>	56,00
	850 mm / 4 ∞	<b>MPSL.4</b>	74,00
	1050 mm / 5 ∞	<b>MPSL.5</b>	92,00
	1250 mm / 6 ∞	<b>MPSL.6</b>	110,00
	Wall mounting kit for installation on the front side of the panel	<b>CL.WM.1</b>	4,00
	Wall mounting kit for installation from the back of the panel	<b>CL.WM.2</b>	4,00
3	Magnetic-coded key	<b>MAG.KEY</b>	12,00
	Adapter for lockable frame holder. Anti-theft and slipping protection for small eyeglasses.	<b>A.SL.ADP</b>	2,00
4	Multi Pin pin without the wire	<b>MPP</b>	4,00
5	Multi Pin lockable pin without the wire	<b>MPSL.P</b>	18,00

## MULTI PIN Displays

### Page 35

MULTI PIN	White acrylic panel with steel wires and non-lockable pins. Optional LED lighting (page 1).		
	450x1500x280 mm / 18 wires / 36 ∞	<b>WP.MP.45</b>	423,00
	700x1500x280 mm / 18 wires / 54 ∞	<b>WP.MP.70</b>	643,00
	900x1500x280 mm / 18 wires / 72 ∞	<b>WP.MP.90</b>	847,00
MULTI PIN LOCKABLE	White acrylic panel with steel wires and key lockable pins. 1 magnetic coded key included in the price. Optional LED lighting (page 1).		
	450x1500x280 mm / 18 wires / 36 ∞	<b>WP.MPSL.45</b>	963,00
	700x1500x280 mm / 18 wires / 54 ∞	<b>WP.MPSL.70</b>	1.399,00
	900x1500x280 mm / 18 wires / 72 ∞	<b>WP.MPSL.90</b>	1.837,00
	Magnetic-coded key	<b>MAG.KEY</b>	12,00

## PIN SOLO System

### Page 37

1	Wall panel with rectangular cut-out holes and non-lockable pins. Satinated acrylic.		
	700x1500x180 mm	<b>P.PS1.70</b>	377,00
	900x1500x180 mm	<b>P.PS1.90</b>	528,00
2	Wall panel with oval cut-out holes and non-lockable pins. Satinated acrylic.		
	700x1500x180 mm	<b>P.PS2.70</b>	On request
	900x1500x180 mm	<b>P.PS2.90</b>	On request
3	Wall panel with round cut-out holes and non-lockable pins. Satinated acrylic.		
	700x1500x180 mm	<b>P.PS3.70</b>	On request
	900x1500x180 mm	<b>P.PS3.90</b>	On request
4	Wall panel with diamond shaped cut-out holes and non-lockable pins. Satinated acrylic.		
	700x1500x180 mm	<b>P.PS4.70</b>	On request
	900x1500x180 mm	<b>P.PS4.90</b>	On request

### Page 37

5	Non-lockable Pin Solo pin	<b>PS.P</b>	3,00
	Key-lockable Pin Solo pin	<b>PSSL.P</b>	17,00
	Magnetic-coded key	<b>MAG.KEY</b>	12,00
	Installation part for wall panel	<b>WMK</b>	15,00

## PIN SOLO Displays

### Page 38

RECTANGULAR HOLES	Display with panel in satinated acrylic and non-lockable pins. Panel has rectangular cut-out holes. Optional LED lighting (page 1).		
	700x1500x280 mm / 54 ∞	<b>WP.PS1.70</b>	821,00
	900x1500x280 mm / 72 ∞	<b>WP.PS1.90</b>	912,00
OVAL HOLES	Display with panel in satinated acrylic and non-lockable pins. Panel has oval cut-out holes. Optional LED lighting (page 1).		
	700x1500x280 mm / 57 ∞	<b>WP.PS2.70</b>	On request
	900x1500x280 mm / 76 ∞	<b>WP.PS2.90</b>	On request
ROUND HOLES	Display with panel in satinated acrylic and non-lockable pins. Panel has round cut-out holes. Optional LED lighting (page 1).		
	700x1500x280 mm / 46 ∞	<b>WP.PS3.70</b>	On request
	900x1500x280 mm / 64 ∞	<b>WP.PS3.90</b>	On request

## SINGLE LOCK System

### Page 39

1	Magnetic-coded key	<b>MAG.KEY</b>	12,00
2	Universal lockable frame holder for shelves <i>For installation requirements please contact us.</i>	<b>SL.S</b>	18,00
3	Universal lockable frame holder for wall plates <i>For installation requirements please contact us.</i>	<b>SL.W</b>	19,00
4	Adapter for lockable frame holder. Anti-theft and slipping protection for small eyeglasses.	<b>A.SL.ADP</b>	2,00

## SINGLE LOCK Elements

### Pages 40 - 41

	Lockable displaying elements for Presenta Nova displays and systems. All sold without the key. For more information contact us.		
1	Lockable frame holder for Clear Look bar	<b>SL.CL</b>	18,00
2	Lockable frame holder for Sky Line Solo system	<b>SL.SKS</b>	20,00
3	Alea flat LED box with lockable frame holder	<b>LB.B.SL.20</b>	153,00
4	Alea LED light box with lockable frame holder	<b>LB.SL.20</b>	191,00
5	Stripe LED shelf with lockable frame holder	<b>ST.S.SL</b>	140,00
6	Quadro Bold shelf / 700x100 mm / 4 ∞	<b>Q.SL.70</b>	355,00
	Quadro Bold shelf / 900x100 mm / 5 ∞	<b>Q.SL.90</b>	384,00
	Quadro Slim / Diverse shelf / 700x100 mm / 4 ∞	<b>QSD.SL.70</b>	355,00
	Quadro Slim / Diverse shelf / 900x100 mm / 5 ∞	<b>QSD.SL.90</b>	384,00
	Quadro Diverse shelf / 1100x100 mm / 6 ∞	<b>QSD.SL.110</b>	442,00
7	Vivida shelf / 700 mm / 4 ∞	<b>VD.SL.70</b>	On request
	Vivida shelf / 900 mm / 5 ∞	<b>VD.SL.90</b>	On request

## UNILOCK System

### Page 43

1	UniLock lockable frame holder, integral part of the shelf, can not be bought nor added afterwards	<b>UL.H</b>	18,00
2	UniLock lockable frame holder with extension for extremely large frames, integral part of the shelf, can not be bought nor added afterwards	<b>UL.H.EXT</b>	20,00
3	UniLock magnetic-coded key	<b>MK.UL</b>	40,00

## UNILOCK Shelves

Page 43

1	8 mm acrylic shelf with classic lockable frame holders and a magnetic-coded key lock. Integrated locking mechanism allows simultaneous locking of all holders on one shelf. Required distance between frame holders is 180 mm. Custom shelf sizes available on request. For installation requirements please contact us.		
STANDARD FRAME HOLDERS	386x187x8 mm / 2 ☺ 636x187x8 mm / 3 ☺ 836x187x8 mm / 4 ☺ 900x187x8 mm / 5 ☺ 1080x187x8 mm / 6 ☺ 1260x187x8 mm / 7 ☺	<b>UL.2</b> <b>UL.3</b> <b>UL.4</b> <b>UL.5</b> <b>UL.6</b> <b>UL.7</b>	93,00 110,00 139,00 163,00 180,00 192,00
EXTENDED FRAME HOLDERS	386x187x8 mm / 2 ☺ 636x187x8 mm / 3 ☺ 836x187x8 mm / 4 ☺ 900x187x8 mm / 5 ☺ 1080x187x8 mm / 6 ☺ 1260x187x8 mm / 7 ☺	<b>UL.E.2</b> <b>UL.E.3</b> <b>UL.E.4</b> <b>UL.E.5</b> <b>UL.E.6</b> <b>UL.E.7</b>	96,00 115,00 145,00 170,00 188,00 201,00
2	UniLock magnetic-coded key	<b>MK.UL</b>	40,00

8 mm acrylic shelf with extended lockable frame holders for large eyewear and a magnetic-coded key lock. Integrated locking mechanism allows simultaneous locking of all holders on one shelf. Required distance between frame holders is 180 mm. Custom shelf sizes available on request. For installation requirements please contact us.

## UNILOCK Displays

Page 45

<b>KEY lockable</b>	Shelving display with key-lockable frame holders. Integrated ambiental white LED lighting. 1 magnetic-coded key included in the price.		
7 shelves	450x1500x280 mm / 14 ☺ 700x1500x280 mm / 28 ☺ 900x1500x280 mm / 35 ☺	<b>WS.7.UL.45</b> <b>WS.7.UL.70</b> <b>WS.7.UL.90</b>	1.688,00 2.124,00 2.830,00
10 shelves	450x1500x280 mm / 20 ☺ 700x1500x280 mm / 40 ☺ 900x1500x280 mm / 50 ☺	<b>WS.10.UL.45</b> <b>WS.10.UL.70</b> <b>WS.10.UL.90</b>	1.967,00 2.454,00 3.406,00
	UniLock magnetic-coded key	<b>MK.UL</b>	40,00
<b>REMOTE lockable</b>	Shelving display with remote-lockable frame holders. 1 remote opens/locks all frame holders on the display simultaneously. Integrated ambiental white LED lighting. 1 remote control included in the price.		
7 shelves	450x1500x280 mm / 14 ☺ 700x1500x280 mm / 28 ☺ 900x1500x280 mm / 35 ☺	<b>SRC.WS.7.UL.45</b> <b>SRC.WS.7.UL.70</b> <b>SRC.WS.7.UL.90</b>	2.267,00 2.703,00 3.409,00
	Remote control for UniLock display	<b>RCU.UL</b>	29,00

## UNILOCK Accessories

Page 46

1	Hook adapter for small eyewear	<b>ADP.1</b>	2,00
2	Remote control for UniLock display, Not available with single UniLock shelves.	<b>RCU.UL</b>	29,00
3	Transparent logo holder for shelves. 130x60 mm	<b>T.LH.2</b>	9,00
4	Sliding shelf advertisement for UniLock display 385x438 mm	<b>A.UL</b>	22,00
5	Sliding frame with exchangeable branding, for UniLock display		
	205x438 mm	<b>DF.UL.1</b>	23,00
	385x438 mm	<b>DF.UL.2</b>	34,00
	Magnetic stripe with custom logo	<b>DF.UL.A1</b> <b>DF.UL.A2</b>	9,00 9,00
6	Sliding shelf mirror for UniLock display 205x438 mm	<b>MS.UL</b>	34,00

## WALL MODULAR SYSTEMS

### DIVERSE System

Pages 51 - 52

<b>PANEL</b>	Acrylic wall panel with predefined holes/mounting screws for installation of Diverse shelves. Mounting screws work as electricity conductors and provide white LED lighting for every shelf installed on the panels. Installation kit included.		
	900x1500x50 mm 700x1500x50 mm	<b>WP.QSD.90</b> <b>WP.QSD.70</b>	498,00 389,00
<b>SHELVES</b>	Acrylic shelves with magnetic bottom and front. Mounting holes on the back for easy installation on the panel. Once installed on the panel, shelves will receive white LED lighting. Standard colours are black and white, other decors on request.		
Standard shelves	700x50 mm, black 900x50 mm, black 1100x50 mm, black	<b>QSD.70.B</b> <b>QSD.90.B</b> <b>QSD.110.B</b>	301,00 312,00 334,00
	700x50 mm, white 900x50 mm, white 1100x50 mm, white	<b>QSD.70.W</b> <b>QSD.90.W</b> <b>QSD.110.W</b>	301,00 312,00 334,00
With lockable frame holders	700x50 mm / 3 ☺ / black 900x50 mm / 5 ☺ / black 1100x50 mm / 6 ☺ / black	<b>QSD.SL.70.B</b> <b>QSD.SL.90.B</b> <b>QSD.SL.110.B</b>	355,00 384,00 442,00
	700x50 mm / 3 ☺ / white 900x50 mm / 5 ☺ / white 1100x50 mm / 6 ☺ / white	<b>QSD.SL.70.W</b> <b>QSD.SL.90.W</b> <b>QSD.SL.110.W</b>	355,00 384,00 442,00
	Magnetic-coded key	<b>MAG.KEY</b>	12,00

### DIVERSE Displays

Page 53

1	Wall panel / 900x1500 mm 7 x black shelf / 1100x50 mm	<b>WP.QSD.90</b> <b>QSD.110.B</b>	498,00 2.338,00
2	Wall panel / 900x1500 mm 1 x shelf in wooden decor / 1100x50 mm 4 x shelf in wooden decor / 900x50 mm 2 x shelf in wooden decor / 700x50 mm	<b>WP.QSD.90</b> <b>QSD.110.X</b> <b>QSD.90.X</b> <b>QSD.70.X</b>	498,00 On request On request On request

### STRIPE System

Page 55

<b>ALUMINIUM FRAME</b>	Aluminium frame is the base for Stripe system. Simple installation on the rail.		
	600x1500 mm 800x1500 mm 1000x1500 mm	<b>W.P.ST.60</b> <b>W.P.ST.80</b> <b>W.P.ST.100</b>	60,00 80,00 100,00
<b>FRONT</b>	Acrylic front onto which shelf and other displaying elements are mounted. Front is installed on the aluminium frame in various positions.		
	200x1500 mm / position 1 200x1625 mm / position 2 200x1750 mm / position 3 200x1625 mm / position 4 200x1875 mm / position 5 200x1875 mm / position 6 200x1750 mm / position 7 200x1750 mm / position 8 200x2000 mm / position 9	<b>W.F.ST.1</b> <b>W.F.ST.2</b> <b>W.F.ST.3</b> <b>W.F.ST.4</b> <b>W.F.ST.5</b> <b>W.F.ST.6</b> <b>W.F.ST.7</b> <b>W.F.ST.8</b> <b>W.F.ST.9</b>	90,00 90,00 90,00 90,00 90,00 90,00 90,00 90,00 90,00
	Stripe mask front. Installed at the end of the fronts for design purposes only. Standard colours are black and white. Other on request.		
	200x1750x55 mm, black 200x1750x55 mm, white	<b>M.STR.B</b> <b>M.STR.W</b>	88,00 88,00



## STRIPE Elements

Pages 56 - 57

1	Stripe shelf, magnetic front and bottom. Integrated white LED lighting. Available in black and white. Other decors on request.  200x200x50 mm, black 200x200x50 mm, white	<b>ST.S.B</b> <b>ST.S.W</b>	122,00 122,00
2	Stripe shelf with lockable frame holder. Magnetic front and bottom. Integrated white LED lighting. Available in black and white. Other decors on request.  200x200x50 mm, black 200x200x50 mm, white  Magnetic-coded key	<b>ST.S.SL.B</b> <b>ST.S.SL.W</b> <b>MAG.KEY</b>	140,00 140,00 12,00
3	Stripe light box. Integrated white LED lighting.	<b>ST.LB.20</b>	172,00
4	Stripe light box with lockable frame holder. Integrated white LED lighting.  Magnetic-coded key	<b>ST.LB.SL.20</b> <b>MAG.KEY</b>	191,00 12,00
5	Advertising element with exchangeable ads. 200x200 mm  Advertisement - custom print on backlit foil 200x200 mm	<b>ST.A.20</b> <b>ST.AF.20</b>	134,00 67,00
6	Logo holder with exchangeable front plate (magnetic) 200x200 mm  Magnetic plate with custom print on acrylic 200x200 mm	<b>ST.LH</b> <b>ST.LHA</b>	134,00 40,00
7	Acrylic mirror 200x200 mm	<b>ST.M.20</b>	28,00
8	Magnetic frame holders, easy installation on the shelf bottom - floating effect. Movable and rotatable.  Aluminium frame holder Holder in transparent polycarbonate	<b>MH.H</b> <b>MH.HT</b>	10,00 10,00
9	Magnetic logo holder, acrylic, custom print included	<b>Q.LH</b>	17,00
10	Decorative magnetic cover for Stripe shelf. 200x50 mm	<b>ST.S.CO</b>	10,00

## STRIPE Displays

Page 58

<b>STR.1</b>	Wall display with 9 fronts of various sizes and positions and 30 shelves. All in white acrylic. Integrated white LED lighting. 33 magnetic frame holders included.  1800x2000 mm	<b>STR.1</b>	On request
<b>STR.2</b>	Wall display with 6 fronts of various sizes and positions and 17 shelves. All in white acrylic. Integrated white LED lighting. 14 magnetic frame holders included.  1200x1875 mm	<b>STR.2</b>	On request

## ALEA System

Page 60

<b>PANEL</b>	Acrylic wall panel with square shaped holes for displaying elements. Black and white are standard colours, other decors on request.  450x1500 mm / 5 holes / black 450x1500 mm / 5 holes / white  700x1500 mm / 10 holes / black 700x1500 mm / 10 holes / white  900x1500 mm / 15 holes / black 900x1500 mm / 15 holes / white	<b>LB.P.45.5.B</b> <b>LB.P.45.5.W</b> <b>LB.P.70.10.B</b> <b>LB.P.70.10.W</b> <b>LB.P.90.15.B</b> <b>LB.P.90.15.W</b>	232,00 232,00 267,00 267,00 290,00 290,00
--------------	---	--	--

## ALEA Elements

Pages 61 - 62

1	White LED light box module for Alea panel. 200x200 mm	<b>LB.20</b>	172,00
2	Acrylic shelf for light box. Simply insert into the light box to create additional space for eyewear.  200x100 mm	<b>LB.SS.20</b>	28,00
3	White LED flat light box with acrylic shelf 200x200 mm	<b>LB.F.S.20</b>	172,00
4	White LED light box with integrated frame holder. 200x200 mm	<b>LB.H.20</b>	183,00
5	White LED flat box with integrated frame holder 200x200 mm	<b>LB.F.H.20</b>	145,00
6	White LED light box with integrated lockable frame holder. 200x200 mm	<b>LB.SL.20</b>	191,00
7	White LED flat box with integrated lockable frame holder 200x200 mm	<b>LB.F.SL.20</b>	153,00
8	Magnetic-coded key	<b>MAG.KEY</b>	12,00
9	Every Alea displaying element has removable acrylic back plate. This allow easy implementation of varios ads at any time. Ads are printed on backlit foil and are exchangeable.  200x200 mm	<b>A.LB</b>	67,00

## ALEA Displays

Page 63

1	Alea display with 5 light boxes and 5 frame holders. Integrated white LED lighting, dimmbar. Standard colours are black and white. Other colours on request.  450x1500x280 mm, black / 5+ ☹ 450x1500x280 mm, white / 5+ ☹	<b>WLB.45.19.B</b> <b>WLB.45.19.W</b>	1.086,00 1.086,00
2	Alea display with 10 light boxes and 10 frame holders. Integrated white LED lighting, dimmbar. Standard colours are black and white. Other colours on request.  700x1500x280 mm, black / 10+ ☹ 700x1500x280 mm, white / 10+ ☹	<b>WLB.70.19.B</b> <b>WLB.70.19.W</b>	1.977,00 1.977,00
3	Alea display with 15 light boxes and 15 frame holders. Integrated white LED lighting. Standard colours are black and white. Other colours on request.  900x1500x280 mm, black / 15+ ☹ 450x1500x280 mm, white / 15+ ☹	<b>WLB.90.19.B</b> <b>WLB.90.19.W</b>	2.853,00 2.853,00

## ALEA SINGLE

Page 64

1	Single LED light box. Installed directly onto a wall. 200x200 mm	<b>W.LB.20</b>	172,00
2	Acrylic shelf for light box. Simply insert into the light box to create additional space for eyewear.  200x100 mm	<b>LB.SS.20</b>	28,00
3	Single LED light box with integrated frame holder. 200x200 mm	<b>W.LB.H.20</b>	172,00
4	White LED light box with integrated lockable frame holder. 200x200 mm  Magnetic-coded key	<b>W.LB.SL.20</b> <b>MAG.KEY</b>	191,00 12,00
5	Every Alea displaying element has removable acrylic back plate. This allow easy implementation of varios ads at any time. Ads are printed on backlit foil and are exchangeable.  200x200 mm	<b>A.LB</b>	67,00



## KUBO System

Page 66

PANEL	Acrylic wall panel onto which Kubo displaying elements are installed. Every panel has holes with screws for simple mounting. Screws are electricity conductors so every element that is hanged on the panel receives white LED lighting.		
	1000x1500 mm	<b>WK.100</b>	541,00
	1200x1500 mm	<b>WK.120</b>	629,00
	1400x1500 mm	<b>WK.140</b>	739,00
	1600x1500 mm	<b>WK.160</b>	839,00
	1800x1500 mm	<b>WK.180</b>	944,00

## KUBO Elements

Pages 67 - 68

1	Displaying cube, white with optional decor in vinyl foil. Integrated white LED lighting. Inner cube top is magnetic.		
	200x200 mm	<b>K.B.20</b>	179,00
	400x200 mm	<b>K.B.40</b>	219,00
	600x200 mm	<b>K.B.60</b>	269,00
	800x200 mm	<b>K.B.80</b>	299,00
	1000x200 mm	<b>K.B.100</b>	329,00
	1200x200 mm	<b>K.B.120</b>	362,00
2	Displaying cube with sliding acrylic doors. Lockable with a magnetic-coded key. White with optional decor in vinyl foil. Integrated white LED lighting. Inner cube top is magnetic.		
	800x200 mm	<b>K.B.L.80</b>	379,00
	Magnetic key	<b>MK.W</b>	40,00
3	Displaying cube with lockable frame holders. White with optional decor in vinyl foil. Integrated white LED lighting. Inner cube top is magnetic.		
	400x200 mm	<b>K.B.SL.40</b>	257,00
	600x200 mm	<b>K.B.SL.60</b>	326,00
	800x200 mm	<b>K.B.SL.80</b>	375,00
	1000x200 mm	<b>K.B.SL.100</b>	424,00
	1200x200 mm	<b>K.B.SL.120</b>	476,00
	Magnetic Single Lock key	<b>MAG.KEY</b>	12,00
4	Advertising element with exchangeable ads.		
	200x200 mm	<b>K.A.20</b>	127,00
	400x200 mm	<b>K.A.40</b>	180,00
	Advertisement - custom print on backlit foil		
	200x200 mm	<b>K.AF.20</b>	67,00
	400x200 mm	<b>K.AF.40</b>	85,00
5	Logo holder with exchangeable front plate (magnetic)		
	200x200 mm	<b>K.LH.20</b>	145,00
	400x200 mm	<b>K.LH.40</b>	198,00
	Magnetic plate with custom print on acrylic		
	200x200 mm	<b>K.LHA.20</b>	70,00
	400x200 mm	<b>K.LHA.40</b>	90,00
6	Acrylic mirror		
	200x200 mm	<b>K.M.20</b>	28,00
	400x200 mm	<b>K.M.40</b>	46,00
7	Magnetic frame holders, easy installation on the shelf bottom - floating effect. Movable and rotatable.		
	Aluminium frame holder	<b>MH.H</b>	10,00
	Holder in transparent polycarbonate	<b>MH.HT</b>	10,00

## KUBO Displays

Page 69

<b>KB.1</b>	Wall display with 9 cubes of various sizes, 4 mirrors and 4 advertising elements. All in white acrylic. Integrated white LED lighting. 33 magnetic frame holders included.		
	1800x1500 mm	<b>KB.1</b>	On request

## SHELVING DISPLAYS

### QUADRO Displays

Pages 73-75

1	Display with 5 acrylic Bold shelves with magnetic front and bottom. Integrated white LED lighting. Shelves are available in black and white, other colours on request.		
BOLD	900x1500x280 mm / black / 25 ∞	<b>WSQ.90.B</b>	2.042,00
	900x1500x280 mm / white / 25 ∞	<b>WSQ.90.W</b>	2.042,00
	700x1500x280 mm / black / 20 ∞	<b>WSQ.70.B</b>	1.838,00
	700x1500x280 mm / white / 20 ∞	<b>WSQ.70.W</b>	1.838,00
2	Display with 7 acrylic Slim shelves with magnetic front and bottom. Integrated white LED lighting. Shelves are available in black and white, other colours on request.		
SLIM	900x1500x280 mm / black / 35 ∞	<b>WSQS.90.B</b>	2.156,00
	900x1500x280 mm / white / 35 ∞	<b>WSQS.90.W</b>	2.156,00
	700x1500x280 mm / black / 28 ∞	<b>WSQS.70.B</b>	1.940,00
	700x1500x280 mm / white / 28 ∞	<b>WSQS.70.W</b>	1.940,00
3	Display with 5 Bold shelves and lockable frame holders on each shelf. Every frame holder opens separately. 1 magnetic coded key included in the price. Integrated white LED lighting. Shelves are available in black and white, other colours on request.		
BOLD	900x1500x280 mm / 5 black shelves / 25 ∞	<b>WSQ.SL.90.B</b>	2.492,00
SINGLE LOCK	900x1500x280 mm / 5 white shelves / 25 ∞	<b>WSQ.SL.90.W</b>	2.492,00
	700x1500x280 mm / 5 black shelves / 20 ∞	<b>WSQ.SL.70.B</b>	2.198,00
	700x1500x280 mm / 5 white shelves / 20 ∞	<b>WSQ.SL.70.W</b>	2.198,00
4	Display with 7 Slim shelves and lockable frame holders on each shelf. Every frame holder opens separately. 1 magnetic coded key included in the price. Integrated white LED lighting. Shelves are available in black and white, other colours on request.		
SLIM	900x1500x280 mm / 7 black shelves / 35 ∞	<b>WSQS.SL.90.B</b>	2.786,00
SINGLE LOCK	900x1500x280 mm / 7 white shelves / 35 ∞	<b>WSQS.SL.90.W</b>	2.786,00
	700x1500x280 mm / 7 black shelves / 28 ∞	<b>WSQS.SL.70.B</b>	2.444,00
	700x1500x280 mm / 7 white shelves / 28 ∞	<b>WSQS.SL.70.W</b>	2.444,00
	Magnetic-coded key	<b>MAG.KEY</b>	12,00
5	Display with 7 Slim shelves and lockable sliding acrylic doors for each shelf. Every shelf opens separately with a single universal magnetic key. Magnetic shelf front and bottom. Available in black and white. Other colours on request. Integrated white LED lighting. 1 magnetic key included in the price.		
SLIM WITH DOORS	900x1500x280 mm / 7 black shelves / 35 ∞	<b>WSQS.90.B.L1</b>	3.153,00
	900x1500x280 mm / 7 white shelves / 35 ∞	<b>WSQS.90.W.L1</b>	3.153,00
	Magnetic key	<b>MK.W</b>	40,00

## QUADRO Accessories

Page 76

	All Quadro accessories also work with Diverse system.		
1	Magnetic frame holders, easy installation on the shelf bottom - floating effect. Movable and rotatable.		
	Aluminium frame holder	<b>MH.H</b>	10,00
	Holder in transparent polycarbonate	<b>MH.HT</b>	10,00
2	Shelf with Single Lock lockable frame holders. Every holder opens separately with a magnetic-coded key.		
BOLD	900x90 mm / 5 ∞	<b>Q.SL.90</b>	384,00
	700x90 mm / 4 ∞	<b>Q.SL.70</b>	355,00
SLIM DIVERSE	1100x50 mm / 6 ∞	<b>QSD.SL.110</b>	442,00
	900x90 mm / 5 ∞	<b>QSD.SL.90</b>	384,00
	700x90 mm / 4 ∞	<b>QSD.SL.70</b>	355,00
	Magnetic-coded key	<b>MAG.KEY</b>	12,00
3	Sliding mirror, hangs on top shelf		
	Bold	<b>Q.MH.25.150</b>	425,00
	Slim / Diverse	<b>QS.MH.25.150</b>	425,00

Page	Position	Description	Code	Price   €
<b>Pages 76 - 77</b>				
4		Small shelf acrylic mirror		
		<b>Bold</b>	<b>Q.MS</b>	42,00
		<b>Slim / Diverse</b>	<b>QS.MS</b>	42,00
5		Magnetic logo holder, acrylic, custom print included	<b>Q.LH</b>	17,00
6		Decorative magnetic covers for Quadro shelves, price may vary depending on the chosen decor.		
BOLD	900x100 mm		<b>COQ.90.10</b>	36,00
	700x100 mm		<b>COQ.70.10</b>	28,00
	900x200 mm		<b>COQ.90.20</b>	54,00
	700x200 mm		<b>COQ.70.20</b>	42,00
SLIM DIVERSE	1100x50 mm (Diverse only)		<b>COQS.110.5</b>	26,00
	900x50 mm		<b>COQS.90.5</b>	21,00
	700x50 mm		<b>COQS.70.5</b>	16,00
7	1100x100 mm (Diverse only)		<b>COQS.110.10</b>	44,00
	900x100 mm		<b>COQS.90.10</b>	36,00
	700x100 mm		<b>COQS.70.10</b>	28,00
	Quadro light box with changeable magnetic front. Available in black and white. Other colours on request.			
900x500x280 mm, black			<b>QK.A.90.B</b>	290,00
	700x500x280 mm, black		<b>QK.A.70.B</b>	260,00
900x500x280 mm, white			<b>QK.A.90.W</b>	290,00
	700x500x280 mm, white		<b>QK.A.70.W</b>	260,00
Changeable decorative front for QK.A.90, custom print and design included, light comes through.				
900x500 mm, black			<b>QK.A.F.90.B</b>	110,00
	700x500 mm, black		<b>QK.A.F.70.B</b>	99,00
900x500 mm, white			<b>QK.A.F.90.W</b>	110,00
	700x500 mm, white		<b>QK.A.F.70.W</b>	99,00

## AURA Displays

### Page 79

1	Displays with white acrylic shelves with magnetic bottom. Integrated white LED and coloured LED RGB lighting.			
7 shelves	450x1500x280 mm		<b>WSBG.7.45</b>	1.503,00
	700x1500x280 mm		<b>WSBG.7.70</b>	1.759,00
	900x1500x280 mm		<b>WSBG.7.90</b>	2.060,00
10 shelves	450x1500x280 mm		<b>WSBG.10.45</b>	1.803,00
	700x1500x280 mm		<b>WSBG.10.70</b>	2.059,00
	900x1500x280 mm		<b>WSBG.10.90</b>	2.360,00
2	Display with 7 Aura shelves and decorative black or white frame. Shelves are aligned with the decorative frame. Other colours on request. Integrated white LED and coloured LED RGB lighting.			
	1800x1500x280 mm			
	Black / 50 ☹		<b>WSBGR.2.B</b>	4.182,00
	White / 50 ☹		<b>WSBGR.2.W</b>	4.182,00

## AURA Accessories

### Page 80

1	Magnetic frame holders, easy installation on the shelf bottom - floating effect. Movable and rotatable.			
	Aluminium frame holder		<b>MH.H</b>	10,00
	Holder in transparent polycarbonate		<b>MH.HT</b>	10,00
2	Transparent logo holder for shelves			
	130x60 mm		<b>T.LH.2</b>	9,00
3	Sliding shelf advertisement for Aura display			
	385x438 mm		<b>A.WSBG</b>	22,00

Page	Position	Description	Code	Price   €
------	----------	-------------	------	-----------

### Page 80

4	Sliding frame with exchangeable branding, for Aura display.			
	205x438 mm		<b>DF.WSBG.1</b>	23,00
	385x438 mm		<b>DF.WSBG.2</b>	34,00
	Magnetic stripe with custom logo		<b>DF.WSBG.A1</b>	9,00
			<b>DF.WSBG.A2</b>	9,00
5	Sliding shelf mirror for Aura display			
	205x438 mm		<b>MS.WSBG</b>	34,00

## VIVIDA Displays

### Page 82

1	Displays with white acrylic shelves. Ambient white and decorative edge LED lighting (coloured or white) included.			
7 shelves	<b>Edge lighting - white LED</b>			
	450x1500x280 mm / 14 ☹		<b>VVD.7.45.W</b>	1.746,00
	700x1500x280 mm / 28 ☹		<b>VVD.7.70.W</b>	2.002,00
	900x1500x280 mm / 35 ☹		<b>VVD.7.90.W</b>	2.303,00
	<b>Edge lighting - coloured RGB LED</b>			
	450x1500x280 mm / 14 ☹		<b>VVD.7.45.RGB</b>	1.746,00
	700x1500x280 mm / 28 ☹		<b>VVD.7.70.RGB</b>	2.002,00
	900x1500x280 mm / 35 ☹		<b>VVD.7.90.RGB</b>	2.303,00
10 shelves	<b>Edge lighting - white LED</b>			
	450x1500x280 mm / 20 ☹		<b>VVD.10.45.W</b>	2.046,00
	700x1500x280 mm / 40 ☹		<b>VVD.10.70.W</b>	2.302,00
	900x1500x280 mm / 50 ☹		<b>VVD.10.90.W</b>	2.603,00
	<b>Edge lighting - coloured RGB LED</b>			
	450x1500x280 mm / 20 ☹		<b>VVD.10.45.RGB</b>	2.046,00
	700x1500x280 mm / 40 ☹		<b>VVD.10.70.RGB</b>	2.302,00
	900x1500x280 mm / 50 ☹		<b>VVD.10.90.RGB</b>	2.603,00
2	Displays with white acrylic shelves and lockable frame holders on every shelf.. Ambient white and decorative edge LED lighting (coloured or white) included. 1 magnetic coded key included in the price.			
7 shelves	<b>Edge lighting - white LED</b>			
	450x1500x280 mm / 14 ☹		<b>VVD.SL.7.45.W</b>	On request
	700x1500x280 mm / 28 ☹		<b>VVD.SL.7.70.W</b>	On request
	900x1500x280 mm / 35 ☹		<b>VVD.SL.7.90.W</b>	On request
	<b>Edge lighting - coloured RGB LED</b>			
	450x1500x280 mm / 14 ☹		<b>VVD.SL.7.45.RGB</b>	On request
	700x1500x280 mm / 28 ☹		<b>VVD.SL.7.70.RGB</b>	On request
	900x1500x280 mm / 35 ☹		<b>VVD.SL.7.90.RGB</b>	On request
10 shelves	<b>Edge lighting - white LED</b>			
	450x1500x280 mm / 20 ☹		<b>VVD.SL.10.45.W</b>	On request
	700x1500x280 mm / 40 ☹		<b>VVD.SL.10.70.W</b>	On request
	900x1500x280 mm / 50 ☹		<b>VVD.SL.10.90.W</b>	On request
	<b>Edge lighting - coloured RGB LED</b>			
	450x1500x280 mm / 20 ☹		<b>VVD.SL.10.45.RGB</b>	On request
	700x1500x280 mm / 40 ☹		<b>VVD.SL.10.70.RGB</b>	On request
	900x1500x280 mm / 50 ☹		<b>VVD.SL.10.90.RGB</b>	On request
	Magnetic-coded key		<b>MAG.KEY</b>	12,00
3	Display with 5 Vivida and 2 Panorama shelves. Every Panorama shelf has 7 slots with rotating frame holders (different heights). Rotation is remote controlled. Shelf and shelf edge LED lighting. Choose between white and RGB LED edge lighting.			
	900x1500x280 mm			
	5 Vivida shelves / 25 ☹			
	2 Panorama shelves / 14 rotating ☹			
	White edge LED lighting		<b>VVP.7.90.W</b>	2.921,00
	RGB LED edge lighting		<b>VVP.7.90.RGB</b>	2.921,00
	Panorama shelf with integrated mechanism which allows rotation of frame holders on the shelf. Every shelf has 7 slots for displaying elements (frame holders). Shelf is available only with our Vivida display.			
	900x9x200 mm / 7 slots		<b>PS.7</b>	568,00

**Page 82**

	Aluminium frame holders, rotating		
	Small	<b>R.GH.1</b>	10,00
	Large	<b>R.GH.2</b>	10,00
	Remote control for Panorama shelf	<b>RCU.PS</b>	56,00

**VERA Displays**

**Page 84**

1	Displays with 7 clear glass shelves with illuminated edges (white or RGB).		
	<b>Edge lighting - white LED</b>		
	450x1500x280 mm	<b>WSG.7.45.SL1.W</b>	1.196,00
	700x1500x280 mm	<b>WSG.7.70.SL1.W</b>	1.391,00
	900x1500x280 mm	<b>WSG.7.90.SL1.W</b>	1.585,00
	<b>Edge lighting - RGB LED</b>		
	450x1500x280 mm	<b>WSG.7.45.SL1.RGB</b>	1.196,00
	700x1500x280 mm	<b>WSG.7.70.SL1.RGB</b>	1.391,00
	900x1500x280 mm	<b>WSG.7.90.SL1.RGB</b>	1.585,00
2	Displays with 4 clear glass shelves with illuminated edges (white or RGB).		
	<b>Edge lighting - white LED</b>		
	450x1500x280 mm	<b>WSG.4.45.W</b>	1.160,00
	700x1500x280 mm	<b>WSG.4.70.W</b>	1.319,00
	900x1500x280 mm	<b>WSG.4.90.W</b>	1.514,00
	<b>Edge lighting - RGB LED</b>		
	450x1500x280 mm	<b>WSG.4.45.RGB</b>	1.160,00
	700x1500x280 mm	<b>WSG.4.70.RGB</b>	1.319,00
	900x1500x280 mm	<b>WSG.4.90.RGB</b>	1.514,00
	Custom engraving on WSG glass shelf / per shelf		
	Type 1 / 1 large stripe	<b>WSG.GRAV.1</b>	12,00
	Type 2 / 5 fields (4,2)	<b>WSG.GRAV.2</b>	12,00

**VERA Accessories**

**Page 85**

1	Transparent logo holder for shelves. 130x60 mm	<b>T.LH.1</b>	9,00
2	Sliding shelf advertisement for Vera display 385x438 mm	<b>A.WSG</b>	22,00
3	Sliding frame with exchangeable branding, for Vera display.		
	205x438 mm	<b>DF.WSG.1</b>	23,00
	385x438 mm	<b>DF.WSG.2</b>	34,00
	Magnetic stripe with custom logo		
	205 mm	<b>DF.WSG.A1</b>	9,00
	385 mm	<b>DF.WSG.A2</b>	9,00
4	Sliding shelf mirror for Vera display 205x438 mm	<b>MS.WSG</b>	34,00

**POLAR Displays**

**Page 87**

1	Display with 7 acrylic shelves. Integrated back panel white LED lighting.		
	450x1500x270 mm / 14 ∞	<b>POL.7.45</b>	1.264,00
	700x1500x270 mm / 28 ∞	<b>POL.7.70</b>	1.484,00
	900x1500x270 mm / 35 ∞	<b>POL.7.90</b>	1.705,00

**POLAR Accessories**

**Page 87**

1	Decorative sliding frames. Changeable cover for branding. Custom colour.		
	205x438 mm	<b>DF.POL.1</b>	23,00
	385x438 mm	<b>DF.POL.2</b>	34,00
	Magnetic cover with branding		
	205 mm	<b>DF.POL.A1</b>	9,00
	385 mm	<b>DF.POL.A2</b>	9,00

**Page 87**

2	Sliding advertisement. Print included. Optional custom dimensions.		
	385x438 mm	<b>A.POL</b>	22,00
3	Sliding mirror for shelf		
	205x438 mm	<b>MS.POL</b>	34,00
4	Transparent logo holder for shelves, printed graphic insert not included.		
	130x60 mm	<b>T.LH.1</b>	9,00

**DEKORA Displays**

**Page 89**

1	Display with spacious shelves in white acrylic. Black or white panel, other decors available on request. Integrated LED lighting (white or coloured).		
	White panel	900x1500x220 mm / white / white LED 900x1500x220 mm / white / RGB LED 700x1500x220 mm / white / white LED 700x1500x220 mm / white / RGB LED	<b>WS.3.90.W.W</b> 1.288,00 <b>WS.3.90.W.RGB</b> 1.288,00 <b>WS.3.70.W.W</b> 1.157,00 <b>WS.3.70.W.RGB</b> 1.157,00
	Black panel	900x1500x220 mm / black / white LED 900x1500x220 mm / black / RGB LED 700x1500x220 mm / black / white LED 700x1500x220 mm / black / RGB LED	<b>WS.3.90.B.W</b> 1.288,00 <b>WS.3.90.B.RGB</b> 1.288,00 <b>WS.3.70.B.W</b> 1.157,00 <b>WS.3.70.B.RGB</b> 1.157,00
2	Display with spacious shelves in white acrylic. Black or white panel, other decors available on request. Integrated LED lighting (white or coloured).		
	White panel	900x1500x220 mm / white / white LED 900x1500x220 mm / white / RGB LED 700x1500x220 mm / white / white LED 700x1500x220 mm / white / RGB LED	<b>WS.4.90.W.W</b> 1.322,00 <b>WS.4.90.W.RGB</b> 1.322,00 <b>WS.4.70.W.W</b> 1.189,00 <b>WS.4.70.W.RGB</b> 1.189,00
	Black panel	900x1500x220 mm / black / white LED 900x1500x220 mm / black / RGB LED 700x1500x220 mm / black / white LED 700x1500x220 mm / black / RGB LED	<b>WS.4.90.B.W</b> 1.322,00 <b>WS.4.90.B.RGB</b> 1.322,00 <b>WS.4.70.B.W</b> 1.189,00 <b>WS.4.70.B.RGB</b> 1.189,00

**WALL SHOWCASES**

**WVS**

**Page 93**

1	<b>Non-lockable WVS showcases</b>		
	Black and white are standard colours, other decors on request.		
3 shelves	900x1500x220 mm / white / white LED 900x1500x220 mm / white / RGB LED 700x1500x220 mm / white / white LED 700x1500x220 mm / white / RGB LED	<b>WVS.90.0.3.W.W</b> 1.288,00 <b>WVS.90.0.3.W.RGB</b> 1.288,00 <b>WVS.70.0.3.W.W</b> 1.131,00 <b>WVS.70.0.3.W.RGB</b> 1.131,00	
	900x1500x220 mm / black / white LED 900x1500x220 mm / black / RGB LED 700x1500x220 mm / black / white LED 700x1500x220 mm / black / RGB LED	<b>WVS.90.0.3.B.W</b> 1.288,00 <b>WVS.90.0.3.B.RGB</b> 1.288,00 <b>WVS.90.0.3.B.W</b> 1.131,00 <b>WVS.90.0.3.B.RGB</b> 1.131,00	
5 shelves	900x1500x220 mm / white / white LED 900x1500x220 mm / white / RGB LED 700x1500x220 mm / white / white LED 700x1500x220 mm / white / RGB LED	<b>WVS.90.0.5.W.W</b> 1.385,00 <b>WVS.90.0.5.W.RGB</b> 1.385,00 <b>WVS.70.0.5.W.W</b> 1.192,00 <b>WVS.70.0.5.W.RGB</b> 1.192,00	
	900x1500x220 mm / black / white LED 900x1500x220 mm / black / RGB LED 700x1500x220 mm / black / white LED 700x1500x220 mm / black / RGB LED	<b>WVS.90.0.5.B.W</b> 1.385,00 <b>WVS.90.0.5.B.RGB</b> 1.385,00 <b>WVS.90.0.5.B.W</b> 1.192,00 <b>WVS.90.0.5.B.RGB</b> 1.192,00	
7 shelves	900x1500x220 mm / white / white LED 900x1500x220 mm / white / RGB LED 700x1500x220 mm / white / white LED 700x1500x220 mm / white / RGB LED	<b>WVS.90.0.7.W.W</b> 1.482,00 <b>WVS.90.0.7.W.RGB</b> 1.482,00 <b>WVS.70.0.7.W.W</b> 1.269,00 <b>WVS.70.0.7.W.RGB</b> 1.269,00	
	900x1500x220 mm / black / white LED 900x1500x220 mm / black / RGB LED 700x1500x220 mm / black / white LED 700x1500x220 mm / black / RGB LED	<b>WVS.90.0.7.B.W</b> 1.482,00 <b>WVS.90.0.7.B.RGB</b> 1.482,00 <b>WVS.90.0.7.B.W</b> 1.269,00 <b>WVS.90.0.7.B.RGB</b> 1.269,00	

**Page 93**

2	<b>Lockable WVS showcases</b>		
	Showcases with lockable acrylic doors that open by sliding left-right. Every shelf opens/locks separately. Magnetic-coded key locks for every shelf. 1 magnetic key included in the price. Integrated LED lighting (white or coloured). Black and white are standard colours, other decors on request.		
3 shelves	900x1500x220 mm / white / white LED 900x1500x220 mm / white / RGB LED 700x1500x220 mm / white / white LED 700x1500x220 mm / white / RGB LED	<b>WVS.90L.3.WW</b> <b>WVS.90L.3.W.RGB</b> <b>WVS.70L.3.W.W</b> <b>WVS.70L.3.W.RGB</b>	1.534,00 1.534,00 1.409,00 1.409,00
	900x1500x220 mm / black / white LED 900x1500x220 mm / black / RGB LED 700x1500x220 mm / black / white LED 700x1500x220 mm / black / RGB LED	<b>WVS.90L.3.B.W</b> <b>WVS.90L.3.B.RGB</b> <b>WVS.70L.3.B.W</b> <b>WVS.70L.3.B.RGB</b>	1.534,00 1.534,00 1.409,00 1.409,00
5 shelves	900x1500x220 mm / white / white LED 900x1500x220 mm / white / RGB LED 700x1500x220 mm / white / white LED 700x1500x220 mm / white / RGB LED	<b>WVS.90L.5.W</b> <b>WVS.90L.5.W</b> <b>WVS.70L.5.W</b> <b>WVS.70L.5.W</b>	1.814,00 1.814,00 1.547,00 1.547,00
	900x1500x220 mm / black / white LED 900x1500x220 mm / black / RGB LED 700x1500x220 mm / black / white LED 700x1500x220 mm / black / RGB LED	<b>WVS.90L.5.B.W</b> <b>WVS.90L.5.B.RGB</b> <b>WVS.70L.5.B.W</b> <b>WVS.70L.5.B.RGB</b>	1.814,00 1.814,00 1.547,00 1.547,00
7 shelves	900x1500x220 mm / white / white LED 900x1500x220 mm / white / RGB LED 700x1500x220 mm / white / white LED 700x1500x220 mm / white / RGB LED	<b>WVS.90L.7.W.W</b> <b>WVS.90L.7.W.RGB</b> <b>WVS.70L.7.W.W</b> <b>WVS.70L.7.W.RGB</b>	2.093,00 2.093,00 1.758,00 1.758,00
	900x1500x220 mm / black / white LED 900x1500x220 mm / black / RGB LED 700x1500x220 mm / black / white LED 700x1500x220 mm / black / RGB LED	<b>WVS.90L.7.B.W</b> <b>WVS.90L.7.B.RGB</b> <b>WVS.70L.7.B.W</b> <b>WVS.70L.7.B.RGB</b>	2.093,00 2.093,00 1.758,00 1.758,00
	Magnetic key	<b>MK.W</b>	40,00
3	<b>WVS Single Lock showcases</b>		
	Showcases with lockable frame holders. Every frame holder opens/locks separately with a magnetic-coded key. 1 magnetic key included in the price. Integrated LED lighting (white or coloured). Black and white are standard colours, other decors on request.		
3 shelves	900x1500x220 mm / white / white LED / 12 ☺ 900x1500x220 mm / white / RGB LED / 12 ☺ 700x1500x220 mm / white / white LED / 9 ☺ 700x1500x220 mm / white / RGB LED / 9 ☺	<b>WVS.SL.90.3.WW</b> <b>WVS.SL.90.3.W.RGB</b> <b>WVS.SL.70.3.W.W</b> <b>WVS.SL.70.3.W.RGB</b>	1.504,00 1.504,00 1.293,00 1.293,00
	900x1500x220 mm / black / white LED / 12 ☺ 900x1500x220 mm / black / RGB LED / 12 ☺ 700x1500x220 mm / black / white LED / 9 ☺ 700x1500x220 mm / black / RGB LED / 9 ☺	<b>WVS.SL.90.3.B.W</b> <b>WVS.SL.90.3.B.RGB</b> <b>WVS.SL.70.3.B.W</b> <b>WVS.SL.70.3.B.RGB</b>	1.504,00 1.504,00 1.293,00 1.293,00
5 shelves	900x1500x220 mm / white / white LED / 20 ☺ 900x1500x220 mm / white / RGB LED / 20 ☺ 700x1500x220 mm / white / white LED / 15 ☺ 700x1500x220 mm / white / RGB LED / 15 ☺	<b>WVS.SL.90.5.WW</b> <b>WVS.SL.90.5.W.RGB</b> <b>WVS.SL.70.5.W.W</b> <b>WVS.SL.70.5.W.RGB</b>	1.745,00 1.745,00 1.462,00 1.462,00
	900x1500x220 mm / black / white LED / 20 ☺ 900x1500x220 mm / black / RGB LED / 20 ☺ 700x1500x220 mm / black / white LED / 15 ☺ 700x1500x220 mm / black / RGB LED / 15 ☺	<b>WVS.SL.90.5.B.W</b> <b>WVS.SL.90.5.B.RGB</b> <b>WVS.SL.70.5.B.W</b> <b>WVS.SL.70.5.B.RGB</b>	1.745,00 1.745,00 1.462,00 1.462,00
7 shelves	900x1500x220 mm / white / white LED / 28 ☺ 900x1500x220 mm / white / RGB LED / 28 ☺ 700x1500x220 mm / white / white LED / 21 ☺ 700x1500x220 mm / white / RGB LED / 21 ☺	<b>WVS.SL.90.7.WW</b> <b>WVS.SL.90.7.W.RGB</b> <b>WVS.SL.70.7.W.W</b> <b>WVS.SL.70.7.W.RGB</b>	1.986,00 1.986,00 1.647,00 1.647,00
	900x1500x220 mm / black / white LED / 28 ☺ 900x1500x220 mm / black / RGB LED / 28 ☺ 700x1500x220 mm / black / white LED / 21 ☺ 700x1500x220 mm / black / RGB LED / 21 ☺	<b>WVS.SL.90.7.B.W</b> <b>WVS.SL.90.7.B.RGB</b> <b>WVS.SL.70.7.B.W</b> <b>WVS.SL.70.7.B.RGB</b>	1.986,00 1.986,00 1.647,00 1.647,00
	Magnetic-coded key	<b>MAG.KEY</b>	12,00

**WCL**

**Page 95**

1	<b>Non-lockable WCL showcases</b>		
	Integrated white LED lighting. Black and white are standard colours, other decors on request.		
5 bars	700x1500x220 mm / black / white LED / 15 ☺ 700x1500x220 mm / white / white LED / 15 ☺	<b>WCL1.70.0.5.B</b> <b>WCL1.70.0.5.W</b>	953,00 953,00
	900x1500x220 mm / black / white LED / 20 ☺ 900x1500x220 mm / white / white LED / 20 ☺	<b>WCL1.90.0.5.B</b> <b>WCL1.90.0.5.W</b>	1.146,00 1.146,00
6 bars	700x1500x220 mm / black / white LED / 9 ☺ 700x1500x220 mm / white / white LED / 9 ☺	<b>WCL2.70.0.3.B</b> <b>WCL2.70.0.3.W</b>	911,00 911,00
	900x1500x220 mm / black / white LED / 12 ☺ 900x1500x220 mm / white / white LED / 12 ☺	<b>WCL2.90.0.3.B</b> <b>WCL2.90.0.3.W</b>	1.085,00 1.085,00
7 bars	700x1500x220 mm / black / white LED / 21 ☺ 700x1500x220 mm / white / white LED / 21 ☺	<b>WCL1.70.0.7.B</b> <b>WCL1.70.0.7.W</b>	1.102,00 1.102,00
	900x1500x220 mm / black / white LED / 28 ☺ 900x1500x220 mm / white / white LED / 28 ☺	<b>WCL1.90.0.7.B</b> <b>WCL1.90.0.7.W</b>	1.315,00 1.315,00
10 bars	700x1500x220 mm / black / white LED / 30 ☺ 700x1500x220 mm / white / white LED / 30 ☺	<b>WCL2.70.0.5.B</b> <b>WCL2.70.0.5.W</b>	1.261,00 1.261,00
	900x1500x220 mm / black / white LED / 40 ☺ 900x1500x220 mm / white / white LED / 40 ☺	<b>WCL2.90.0.5.B</b> <b>WCL2.90.0.5.W</b>	1.496,00 1.496,00
2	<b>Lockable WCL showcases</b>		
	Showcases with lockable acrylic doors that open by sliding left-right. Every opening opens/locks separately. Magnetic-coded key locks for every shelf. 1 magnetic key included in the price. Integrated white LED lighting. Black and white are standard colours, other decors on request.		
5 bars	700x1500x220 mm / black / white LED / 15 ☺ 700x1500x220 mm / white / white LED / 15 ☺	<b>WCL1.70.L.5.B</b> <b>WCL1.70.L.5.W</b>	1.308,00 1.308,00
	900x1500x220 mm / black / white LED / 20 ☺ 900x1500x220 mm / white / white LED / 20 ☺	<b>WCL1.90.L.5.B</b> <b>WCL1.90.L.5.W</b>	1.575,00 1.575,00
6 bars	700x1500x220 mm / black / white LED / 9 ☺ 700x1500x220 mm / white / white LED / 9 ☺	<b>WCL2.70.L.3.B</b> <b>WCL2.70.L.3.W</b>	1.206,00 1.206,00
	900x1500x220 mm / black / white LED / 12 ☺ 900x1500x220 mm / white / white LED / 12 ☺	<b>WCL2.90.L.3.B</b> <b>WCL2.90.L.3.W</b>	1.331,00 1.331,00
7 bars	700x1500x220 mm / black / white LED / 21 ☺ 700x1500x220 mm / white / white LED / 21 ☺	<b>WCL1.70.L.7.B</b> <b>WCL1.70.L.7.W</b>	1.591,00 1.591,00
	900x1500x220 mm / black / white LED / 28 ☺ 900x1500x220 mm / white / white LED / 28 ☺	<b>WCL1.90.L.7.B</b> <b>WCL1.90.L.7.W</b>	1.926,00 1.926,00
10 bars	700x1500x220 mm / black / white LED / 30 ☺ 700x1500x220 mm / white / white LED / 30 ☺	<b>WCL2.70.L.5.B</b> <b>WCL2.70.L.5.W</b>	1.617,00 1.617,00
	900x1500x220 mm / black / white LED / 40 ☺ 900x1500x220 mm / white / white LED / 40 ☺	<b>WCL2.90.L.5.B</b> <b>WCL2.90.L.5.W</b>	1.926,00 1.926,00
	Magnetic key	<b>MK.W</b>	40,00
3	<b>WCL Single Lock showcases</b>		
	Showcases with lockable frame holders. Every frame holder opens/locks separately with a magnetic-coded key. 1 magnetic key included in the price. Integrated white LED lighting. Black and white are standard colours, other decors on request.		
5 bars	700x1500x220 mm / black / white LED / 15 ☺ 700x1500x220 mm / white / white LED / 15 ☺	<b>WCL.SL.70.5.B</b> <b>WCL.SL.70.5.W</b>	1.178,00 1.178,00
	900x1500x220 mm / black / white LED / 20 ☺ 900x1500x220 mm / white / white LED / 20 ☺	<b>WCL.SL.90.5.B</b> <b>WCL.SL.90.5.W</b>	1.446,00 1.446,00
6 bars	700x1500x220 mm / black / white LED / 18 ☺ 700x1500x220 mm / white / white LED / 18 ☺	<b>WCL.SL.70.6.B</b> <b>WCL.SL.70.6.W</b>	1.220,00 1.220,00
	900x1500x220 mm / black / white LED / 24 ☺ 900x1500x220 mm / white / white LED / 24 ☺	<b>WCL.SL.90.6.B</b> <b>WCL.SL.90.6.W</b>	1.505,00 1.505,00
7 bars	700x1500x220 mm / black / white LED / 21 ☺ 700x1500x220 mm / white / white LED / 21 ☺	<b>WCL.SL.70.7.B</b> <b>WCL.SL.70.7.W</b>	1.354,00 1.354,00
	900x1500x220 mm / black / white LED / 28 ☺ 900x1500x220 mm / white / white LED / 28 ☺	<b>WCL.SL.90.7.B</b> <b>WCL.SL.90.7.W</b>	1.651,00 1.651,00

Page   Position	Description	Code	Price   €
<b>Page 95</b>			
10 bars	700x1500x220 mm / black / white LED / 30 ☹	<b>WCL.SL.70.10.B</b>	1.621,00
	700x1500x220 mm / white / white LED / 30 ☹	<b>WCL.SL.70.10.W</b>	1.621,00
	900x1500x220 mm / black / white LED / 40 ☹	<b>WCL.SL.90.10.B</b>	1.976,00
	900x1500x220 mm / white / white LED / 40 ☹	<b>WCL.SL.90.10.W</b>	1.976,00
	Magnetic-coded key	<b>MAG.KEY</b>	12,00

## WR

### Page 97

1	<b>Non-lockable WR showcases</b>		
	Showcase with shelves and decorative round openings. Integrated LED lighting (white or coloured). Black and white are standard colours, other decors on request.		
White LED	450x1500x220 mm / black / white LED	<b>WR.45.B.W</b>	1.089,00
	450x1500x220 mm / white / white LED	<b>WR.45.W.W</b>	1.089,00
	700x1500x220 mm / black / white LED	<b>WR.70.B.W</b>	1.207,00
	700x1500x220 mm / white / white LED	<b>WR.70.W.W</b>	1.207,00
	900x1500x220 mm / black / white LED	<b>WR.90.B.W</b>	1.347,00
	900x1500x220 mm / white / white LED	<b>WR.90.W.W</b>	1.347,00
RGB LED	450x1500x220 mm / black / RGB LED	<b>WR.45.B.RGB</b>	1.089,00
	450x1500x220 mm / white / RGB LED	<b>WR.45.W.RGB</b>	1.089,00
	700x1500x220 mm / black / RGB LED	<b>WR.70.B.RGB</b>	1.207,00
	700x1500x220 mm / white / RGB LED	<b>WR.70.W.RGB</b>	1.207,00
	900x1500x220 mm / black / RGB LED	<b>WR.90.B.RGB</b>	1.347,00
	900x1500x220 mm / white / RGB LED	<b>WR.90.W.RGB</b>	1.347,00
2	<b>WR Single Lock showcases</b>		
	Showcase with decorative round openings and integrated lockable frame holders. Integrated LED lighting (white or coloured). Black and white are standard colours, other decors on request.		
White LED	450x1500x220 mm / black / white LED	<b>WR.SL.45.B.W</b>	1.179,00
	450x1500x220 mm / white / white LED	<b>WR.SL.45.W.W</b>	1.179,00
	700x1500x220 mm / black / white LED	<b>WR.SL.70.B.W</b>	1.387,00
	700x1500x220 mm / white / white LED	<b>WR.SL.70.W.W</b>	1.387,00
	900x1500x220 mm / black / white LED	<b>WR.SL.90.B.W</b>	1.617,00
	900x1500x220 mm / white / white LED	<b>WR.SL.90.W.W</b>	1.617,00
RGB LED	450x1500x220 mm / black / RGB LED	<b>WR.SL.45.B.RGB</b>	1.179,00
	450x1500x220 mm / white / RGB LED	<b>WR.SL.45.W.RGB</b>	1.179,00
	700x1500x220 mm / black / RGB LED	<b>WR.SL.70.B.RGB</b>	1.387,00
	700x1500x220 mm / white / RGB LED	<b>WR.SL.70.W.RGB</b>	1.387,00
	900x1500x220 mm / black / RGB LED	<b>WR.SL.90.B.RGB</b>	1.617,00
	900x1500x220 mm / white / RGB LED	<b>WR.SL.90.W.RGB</b>	1.617,00

Page   Position	Description	Code	Price   €
<b>WD</b>			
<b>Page 100</b>			
1	With shelves		
5 shelves	Showcase with 5 shelves and 1 acrylic door - opens to the left or to the right. Optional with key lock. Integrated LED lighting (white or coloured). Standard colours are black and white, other decors on request.		
White panel	900x1500x220 mm / left opening / white LED	<b>WDL.S.5.W.W</b>	1.801,00
	900x1500x220 mm / right opening / white LED	<b>WDR.S.5.W.W</b>	1.801,00
	900x1500x220 mm / left opening / RGB LED	<b>WDL.S.5.W.RGB</b>	1.801,00
	900x1500x220 mm / right opening / RGB LED	<b>WDR.S.5.W.RGB</b>	1.801,00
Black panel	900x1500x220 mm / left opening / white LED	<b>WDL.S.5.B.W</b>	1.801,00
	900x1500x220 mm / right opening / white LED	<b>WDR.S.5.B.W</b>	1.801,00
	900x1500x220 mm / left opening / RGB LED	<b>WDL.S.5.B.RGB</b>	1.801,00
	900x1500x220 mm / right opening / RGB LED	<b>WDR.S.5.B.RGB</b>	1.801,00
7 shelves	Showcase with 7 shelves and 1 acrylic door - opens to the left or to the right. Optional with key lock. Integrated LED lighting (white or coloured). Standard colours are black and white, other decors on request.		
White panel	900x1500x220 mm / left opening / white LED	<b>WDL.S.7.W.W</b>	1.898,00
	900x1500x220 mm / right opening / white LED	<b>WDR.S.7.W.W</b>	1.898,00
	900x1500x220 mm / left opening / RGB LED	<b>WDL.S.7.W.RGB</b>	1.898,00
	900x1500x220 mm / right opening / RGB LED	<b>WDR.S.7.W.RGB</b>	1.898,00
Black panel	900x1500x220 mm / left opening / white LED	<b>WDL.S.7.B.W</b>	1.898,00
	900x1500x220 mm / right opening / white LED	<b>WDR.S.7.B.W</b>	1.898,00
	900x1500x220 mm / left opening / RGB LED	<b>WDL.S.7.B.RGB</b>	1.898,00
	900x1500x220 mm / right opening / RGB LED	<b>WDR.S.7.B.RGB</b>	1.898,00
2	Showcase with 15 round decorative openings and 5 shelves. 1 acrylic door - opens to the left or to the right. Optional with key lock. Integrated LED lighting (white or coloured). Standard colours are black and white, other decors on request.		
White panel	900x1500x220 mm / left opening / white LED	<b>WD.RL.S.W.W</b>	1.801,00
	900x1500x220 mm / right opening / white LED	<b>WDR.R.S.W.W</b>	1.801,00
	900x1500x220 mm / left opening / RGB LED	<b>WD.RL.S.W.RGB</b>	1.801,00
	900x1500x220 mm / right opening / RGB LED	<b>WDR.R.S.W.RGB</b>	1.801,00
Black panel	900x1500x220 mm / left opening / white LED	<b>WD.RL.S.B.W</b>	1.801,00
	900x1500x220 mm / right opening / white LED	<b>WDR.R.S.B.W</b>	1.801,00
	900x1500x220 mm / left opening / RGB LED	<b>WD.RL.S.B.RGB</b>	1.801,00
	900x1500x220 mm / right opening / RGB LED	<b>WDR.R.S.B.RGB</b>	1.801,00
3	With CL.RE bars		
5 bars	Showcase with 5 integrated horizontal bars and 1 acrylic door - opens to the left or to the right. Optional with key lock. Integrated white LED lighting. Standard colours are black and white, other decors on request.		
White panel	900x1500x220 mm / left opening / white LED / 20 ☹	<b>WDL.CL1.5.W</b>	1.562,00
	900x1500x220 mm / right opening / white LED / 20 ☹	<b>WDR.CL1.5.W</b>	1.562,00
Black panel	900x1500x220 mm / left opening / white LED / 20 ☹	<b>WDL.CL1.5.B</b>	1.562,00
	900x1500x220 mm / right opening / white LED / 20 ☹	<b>WDR.CL1.5.B</b>	1.562,00
7 bars	Showcase with 7 integrated horizontal bars and 1 acrylic door - opens to the left or to the right. Optional with key lock. Integrated white LED lighting. Standard colours are black and white, other decors on request.		
White panel	900x1500x220 mm / left opening / white LED / 28 ☹	<b>WDL.CL1.7.W</b>	1.731,00
	900x1500x220 mm / right opening / white LED / 28 ☹	<b>WDR.CL1.7.W</b>	1.731,00
Black panel	900x1500x220 mm / left opening / white LED / 28 ☹	<b>WDL.CL1.7.B</b>	1.731,00
	900x1500x220 mm / right opening / white LED / 28 ☹	<b>WDR.CL1.7.B</b>	1.731,00
10 bars	Showcase with 10 integrated horizontal bars and 1 acrylic door - opens to the left or to the right. Optional with key lock. Integrated white LED lighting. Standard colours are black and white, other decors on request.		
White panel	900x1500x220 mm / left opening / white LED / 40 ☹	<b>WDL.CL2.5.W</b>	1.912,00
	900x1500x220 mm / right opening / white LED / 40 ☹	<b>WDR.CL2.5.W</b>	1.912,00
Black panel	900x1500x220 mm / left opening / white LED / 40 ☹	<b>WDL.CL2.5.B</b>	1.912,00
	900x1500x220 mm / right opening / white LED / 40 ☹	<b>WDR.CL2.5.B</b>	1.912,00
	Integrated key lock option for WD showcases	<b>D.KEY</b>	61,00



## WALL STORAGE

### DUAL

#### Page 105

##### Dual storage LED lighting

White LED lighting for WD.1 and WD.3.S	<b>D1.LED</b>	267,00
White LED lighting for WD.2	<b>D2.LED</b>	533,00
White LED lighting for WD.3	<b>D3.LED</b>	533,00

#### Pages 106 - 107

<b>WD.1</b>	Back storage with 2 panels; DOOR and BACK panels. DOOR panel is empty and BACK panel has 15 shelves. DOOR panel opens to the left or right. Optional key locking. Optional white LED lighting. Available in 3 sizes.		
	450x1500x195 mm / 30 ∞ / ≡ / left opening	<b>WD.1.45.L</b>	520,00
	450x1500x195 mm / 30 ∞ / ≡ / right opening	<b>WD.1.45.R</b>	520,00
	700x1500x195 mm / 60 ∞ / ≡ / left opening	<b>WD.1.70.L</b>	555,00
	700x1500x195 mm / 60 ∞ / ≡ / right opening	<b>WD.1.70.R</b>	555,00
	900x1500x195 mm / 75 ∞ / ≡ / left opening	<b>WD.1.90.L</b>	587,00
	900x1500x195 mm / 75 ∞ / ≡ / right opening	<b>WD.1.90.R</b>	587,00
<b>WD.2</b>	Back storage with 2 panels; DOOR and BACK panels. Both DOOR and BACK panels have 15 shelves each. DOOR panel opens to the left or right. Optional key locking. Optional white LED lighting. Available in 3 sizes.		
	450x1500x195 mm / 60 ∞ / ≡ / left opening	<b>WD.2.45.L</b>	868,00
	450x1500x195 mm / 60 ∞ / ≡ / right opening	<b>WD.2.45.R</b>	868,00
	700x1500x195 mm / 120 ∞ / ≡ / left opening	<b>WD.2.70.L</b>	983,00
	700x1500x195 mm / 120 ∞ / ≡ / right opening	<b>WD.2.70.R</b>	983,00
	900x1500x195 mm / 150 ∞ / ≡ / left opening	<b>WD.2.90.L</b>	1.054,00
	900x1500x195 mm / 150 ∞ / ≡ / right opening	<b>WD.2.90.R</b>	1.054,00
<b>WD.3</b>	Back storage with 3 panels, 2 DOOR and 1 BACK panels. Both DOOR and BACK panels have 15 shelves each. DOOR panels open in the center. Optional key locking. Optional white LED lighting. Available in 1 size.		
	900x1500x195 mm / 135 ∞ / ≡	<b>WD.3</b>	1.193,00
<b>WD.3.S</b>	Back storage with 3 panels, 2 DOOR and 1 BACK panels. Both DOOR panels are empty while BACK panel has 15 shelves. DOOR panels open in the center. Optional key locking. Optional white LED lighting. Available in 1 size.		
	900x1500x195 mm / 75 ∞ / ≡	<b>WD.3.S</b>	726,00

### DUAL Accessories

#### Page 108

1	Logo holder, custom print included. 150x85x65 mm	<b>D.LH</b>	10,00
2	Shelf acrylic mirror	<b>D.MS</b>	21,00
3	Frame holder in transparent acrylic	<b>D.GH.1</b>	3,00
4	Integrated key lock	<b>D.KEY</b>	61,00

### DUAL ROTO REVOLUTION Displays

#### Page 109

<b>WD.1</b>	Displays with rods and WD.1 back storage - door panel is empty. Left or right opening (see page 1). Optional white LED lighting both for display and WD.1 storage as well as storage locking (see page 1).		
Key-lockable rods	900x1500x355 mm / 72 ∞ + 75 ∞ / ≡ 4 rods / left opening 4 rods / right opening	<b>WP.4.L.D1L</b> <b>WP.4.L.D1R</b>	1.735,00 1.735,00
	700x1500x355 mm / 54 ∞ + 60 ∞ / ≡ 3 rods / left opening 3 rods / right opening	<b>WP.3.L.D1L</b> <b>WP.3.L.D1R</b>	1.466,00 1.466,00
	450x1500x355 mm / 36 ∞ + 30 ∞ / ≡ 2 rods / left opening 2 rods / right opening	<b>WP.2.L.D1L</b> <b>WP.2.L.D1R</b>	1.194,00 1.194,00

#### Page 109

Non-lockable rods	900x1500x355 mm / 72 ∞ + 75 ∞ / ≡ 4 rods / left opening 4 rods / right opening	<b>WP.4.O.D1L</b> <b>WP.4.O.D1R</b>	1.473,00 1.473,00
	700x1500x355 mm / 54 ∞ + 60 ∞ / ≡ 3 rods / left opening 3 rods / right opening	<b>WP.3.O.D1L</b> <b>WP.3.O.D1R</b>	1.269,00 1.269,00
	450x1500x355 mm / 36 ∞ + 30 ∞ / ≡ 2 rods / left opening 2 rods / right opening	<b>WP.2.O.D1L</b> <b>WP.2.O.D1R</b>	1.063,00 1.063,00
<b>WD.2</b>	Displays with rods and WD.2 back storage - door and back panels have 15 shelves each. Left or right opening (see page 1). Optional white LED lighting both for display and WD.1 storage as well as storage locking (see page 1).		
Key-lockable rods	900x1500x355 mm / 72 ∞ + 150 ∞ / ≡ 4 rods / left opening 4 rods / right opening	<b>WP.4.L.D2L</b> <b>WP.4.L.D2R</b>	2.201,00 2.201,00
	700x1500x355 mm / 54 ∞ + 120 ∞ / ≡ 3 rods / left opening 3 rods / right opening	<b>WP.3.L.D2L</b> <b>WP.3.L.D2R</b>	1.894,00 1.894,00
	450x1500x355 mm / 36 ∞ + 60 ∞ / ≡ 2 rods / left opening 2 rods / right opening	<b>WP.2.L.D2L</b> <b>WP.2.L.D2R</b>	1.541,00 1.541,00
Non-lockable rods	900x1500x355 mm / 72 ∞ + 150 ∞ / ≡ 4 rods / left opening 4 rods / right opening	<b>WP.4.O.D2L</b> <b>WP.4.O.D2R</b>	1.940,00 1.940,00
	700x1500x355 mm / 54 ∞ + 120 ∞ / ≡ 3 rods / left opening 3 rods / right opening	<b>WP.3.O.D2L</b> <b>WP.3.O.D2R</b>	1.698,00 1.698,00
	450x1500x355 mm / 36 ∞ + 60 ∞ / ≡ 2 rods / left opening 2 rods / right opening	<b>WP.2.O.D2L</b> <b>WP.2.O.D2R</b>	1.410,00 1.410,00
<b>WD.3</b>	Displays with rods and WD.3 back storage - back and 2 door panels have 15 shelves each. Central opening. Optional white LED lighting both for display and WD.1 storage as well as storage locking (see page 1).		
	900x1500x355 mm / 72 ∞ + 135 ∞ / ≡		
	4 key lockable rods / central opening 4 non-lockable rods / central opening	<b>WP.4.L.D3</b> <b>WP.4.O.D3</b>	2.340,00 2.078,00

### DUAL CLEAR LOOK Displays

#### Page 110

<b>WD.1</b>	Displays with horizontal bars and WD.1 back storage - door panel is empty. Left or right opening (see page 1). Optional white LED lighting both for display and WD.1 storage as well as storage locking (see page 1).		
15 bars	900x1500x355 mm / 75 ∞ + 75 ∞ / ≡ Left opening Right opening	<b>WH.15.90.D1L</b> <b>WH.15.90.DR</b>	1.438,00 1.438,00
	700x1500x355 mm / 45 ∞ + 60 ∞ / ≡ Left opening Right opening	<b>WH.15.70.D1L</b> <b>WH.15.70.D1R</b>	1.247,00 1.247,00
	450x1500x355 mm / 30 ∞ + 30 ∞ / ≡ Left opening Right opening	<b>WH.15.45.D1L</b> <b>WH.15.45.D1R</b>	1.091,00 1.091,00
8 bars	900x1500x355 mm / 56 ∞ + 75 ∞ / ≡ Left opening Right opening	<b>WH.8.90.D1L</b> <b>WH.8.90.D1R</b>	1.592,00 1.592,00
	700x1500x355 mm / 42 ∞ + 60 ∞ / ≡ Left opening Right opening	<b>WH.8.70.D1L</b> <b>WH.8.70.D1R</b>	1.308,00 1.308,00
	450x1500x355 mm / 28 ∞ + 30 ∞ / ≡ Left opening Right opening	<b>WH.8.45.D1L</b> <b>WH.8.45.D1R</b>	1.120,00 1.120,00

**Page 110**

<b>WD.2</b>	Displays with horizontal bars and WD.2 back storage - door and back panels have 15 shelves each. Left or right opening (see page 1). Optional white LED lighting both for display and WD.1 storage as well as storage locking (see page 1).		
15 bars	900x1500x355 mm / 75 ☞ + 150 ☞ / ☞ Left opening Right opening	<b>WH.15.90.D2L</b> <b>WH.15.90.D2R</b>	1.905,00 1.905,00
	700x1500x355 mm / 45 ☞ + 120 ☞ / ☞ Left opening Right opening	<b>WH.15.70.D2L</b> <b>WH.15.70.D2R</b>	1.676,00 1.676,00
	450x1500x355 mm / 30 ☞ + 60 ☞ / ☞ Left opening Right opening	<b>WH.15.45.D2L</b> <b>WH.15.45.D2R</b>	1.438,00 1.438,00
8 bars	900x1500x355 mm / 56 ☞ + 150 ☞ / ☞ Left opening Right opening	<b>WH.8.90.D2L</b> <b>WH.8.90.D2R</b>	2.059,00 2.059,00
	700x1500x355 mm / 42 ☞ + 120 ☞ / ☞ Left opening Right opening	<b>WH.8.70.D2L</b> <b>WH.8.70.D2R</b>	1.736,00 1.736,00
	450x1500x355 mm / 28 ☞ + 60 ☞ / ☞ Left opening Right opening	<b>WH.8.45.D2L</b> <b>WH.8.45.D2R</b>	1.468,00 1.468,00
<b>WD.3</b>	Displays with horizontal bars and WD.3 back storage - back and 2 door panels have 15 shelves each. Central opening. Optional white LED lighting both for display and WD.1 storage as well as storage locking (see page 1).		
15 bars	900x1500x355 mm / 75 ☞ + 150 ☞ / ☞ central opening	<b>WH.15.90.D3</b>	2.045,00
8 bars	900x1500x355 mm / 56 ☞ + 135 ☞ / ☞ central opening	<b>WH.8.90.D3</b>	2.198,00

**UNILOCK DUAL Displays**

**Page 111**

<b>WD.1</b>	Displays with 7 acrylic shelves with integrated magnetic-coded locking mechanism and lockable frame holders. Choose between remote and key locking. Integrated WD.1 back storage - door panel is empty. Left or right opening (see page 1). Shelves have integrated white LED lighting. Optional white LED lighting and locking for WD.1 storage (see page 1).		
Key-lockable frame holders	900x1500x355 mm / 35 ☞ + 75 ☞ / ☞ Left opening Right opening	<b>WS.7.UL.90.D1L</b> <b>WS.7.UL.90.D1R</b>	3.417,00 3.417,00
<i>1 magnetic coded-key included in the price.</i>	700x1500x355 mm / 28 ☞ + 60 ☞ / ☞ Left opening Right opening	<b>WS.7.UL.70.D1L</b> <b>WS.7.UL.70.D1R</b>	2.678,00 2.678,00
	450x1500x355 mm / 14 ☞ + 30 ☞ / ☞ Left opening Right opening	<b>WS.7.UL.45.D1L</b> <b>WS.7.UL.45.D1R</b>	2.178,00 2.178,00
Remote lockable frame holders	900x1500x355 mm / 35 ☞ + 75 ☞ / ☞ Left opening Right opening	<b>SRC.7.UL.90.D1L</b> <b>SRC.7.UL.90.D1R</b>	4.025,00 4.025,00
	700x1500x355 mm / 28 ☞ + 60 ☞ / ☞ Left opening Right opening	<b>SRC.7.UL.70.D1L</b> <b>SRC.7.UL.70.D1R</b>	3.286,00 3.286,00
	450x1500x355 mm / 14 ☞ + 30 ☞ / ☞ Left opening Right opening	<b>SRC.7.UL.45.D1L</b> <b>SRC.7.UL.45.D1R</b>	2.786,00 2.786,00
<b>WD.2</b>	Displays with 7 acrylic shelves with integrated magnetic-coded locking mechanism and lockable frame holders. Choose between remote and key locking. Integrated WD.2 back storage - door and back panels have 15 shelves each. Left or right opening (see page 1). Shelves have integrated white LED lighting. Optional white LED lighting and locking for WD.1 storage (see page 1).		
Key-lockable frame holders	900x1500x355 mm / 28 ☞ + 150 ☞ / ☞ Left opening Right opening	<b>WS.7.UL.90.D2L</b> <b>WS.7.UL.90.D2R</b>	3.883,00 3.883,00
<i>1 magnetic coded-key included in the price.</i>	700x1500x355 mm / 21 ☞ + 120 ☞ / ☞ Left opening Right opening	<b>WS.7.UL.70.D2L</b> <b>WS.7.UL.70.D2R</b>	3.106,00 3.106,00
	450x1500x355 mm / 14 ☞ + 60 ☞ / ☞ Left opening Right opening	<b>WS.7.UL.45.D2L</b> <b>WS.7.UL.45.D2R</b>	2.555,00 2.555,00

**Page 111**

Remote lockable frame holders	900x1500x355 mm / 35 ☞ + 150 ☞ / ☞ Left opening Right opening	<b>SRC.7.UL.90.D2L</b> <b>SRC.7.UL.90.D2R</b>	4.491,00 4.491,00
	700x1500x355 mm / 28 ☞ + 120 ☞ / ☞ Left opening Right opening	<b>SRC.7.UL.70.D2L</b> <b>SRC.7.UL.70.D2R</b>	3.714,00 3.714,00
	450x1500x355 mm / 14 ☞ + 60 ☞ / ☞ Left opening Right opening	<b>SRC.7.UL.45.D2L</b> <b>SRC.7.UL.45.D2R</b>	3.163,00 3.163,00
	Remote control for UniLock display	<b>RCU.UL</b>	29,00
	UniLock magnetic-coded key	<b>MK.UL</b>	40,00

**QUADRO SLIM DUAL Displays**

**Page 112**

<b>WD.1</b>	Displays with 7 acrylic shelves and WD.1 back storage - door panel is empty. Left or right opening (see page 1). Shelves have magnetic front and bottom and integrated white LED lighting. Optional white LED lighting and locking for WD.1 storage (see page 1). Standard colours are black and white, other decors on request.		
Black	900x1500x355 mm / 35 ☞ + 75 ☞ / ☞ Left opening Right opening	<b>WSQS.90.B.D1L</b> <b>WSQS.90.B.D1R</b>	2.747,00 2.747,00
	700x1500x355 mm / 28 ☞ + 60 ☞ / ☞ Left opening Right opening	<b>WSQS.70.B.D1L</b> <b>WSQS.70.B.D1R</b>	2.495,00 2.495,00
White	900x1500x355 mm / 35 ☞ + 75 ☞ / ☞ Left opening Right opening	<b>WSQS.90.W.D1L</b> <b>WSQS.90.W.D1R</b>	2.747,00 2.747,00
	700x1500x355 mm / 28 ☞ + 60 ☞ / ☞ Left opening Right opening	<b>WSQS.70.W.D1L</b> <b>WSQS.70.W.D1R</b>	2.495,00 2.495,00
<b>WD.2</b>	Displays with 7 acrylic shelves and WD.2 back storage - both door and back panels have 15 shelves each. Left or right opening (see page 1). Shelves have magnetic front and bottom and integrated white LED lighting. Optional white LED lighting and locking for WD.1 storage (see page 1). Standard colours are black and white, other decors on request.		
Black	900x1500x355 mm / 35 ☞ + 150 ☞ / ☞ Left opening Right opening	<b>WSQS.90.B.D2L</b> <b>WSQS.90.B.D2R</b>	3.213,00 3.213,00
	700x1500x355 mm / 28 ☞ + 120 ☞ / ☞ Left opening Right opening	<b>WSQS.70.B.D2L</b> <b>WSQS.70.B.D2R</b>	2.923,00 2.923,00
White	900x1500x355 mm / 35 ☞ + 150 ☞ / ☞ Left opening Right opening	<b>WSQS.90.W.D2L</b> <b>WSQS.90.W.D2R</b>	3.213,00 3.213,00
	700x1500x355 mm / 28 ☞ + 120 ☞ / ☞ Left opening Right opening	<b>WSQS.70.W.D2L</b> <b>WSQS.70.W.D2R</b>	2.923,00 2.923,00
<b>DUAL Mirror</b>			
<b>Page 113</b>			
	Wall mirror with two sided back storage (WD.2.45). Storage opens to the left or right. Optional storage white LED lighting & locking.		
	450x1500x180 mm / 60 ☞ / ☞ Left opening Right opening	<b>M.D.L</b> <b>M.D.R</b>	960,00 960,00



## DUAL Advertising panel

### Page 113

Advertising display with one sided back storage (WD.1) and integrated white LED lighting. Optional storage locking and storage white LED lighting.

Left opening	450x1500x205 mm / 30 ☞ / ☞	<b>WP.AD.45L</b>	1,145,00
	700x1500x205 mm / 60 ☞ / ☞	<b>WP.AD.70L</b>	1,226,00
	900x1500x205 mm / 75 ☞ / ☞	<b>WP.AD.90L</b>	1,317,00

Right opening	50x1500x205 mm / 30 ☞ / ☞	<b>WP.AD.45R</b>	1,145,00
	700x1500x205 mm / 60 ☞ / ☞	<b>WP.AD.70R</b>	1,226,00
	900x1500x205 mm / 75 ☞ / ☞	<b>WP.AD.90R</b>	1,317,00

Poster printed on a backlit foil

450x1500 mm	<b>WP.A.A.45</b>	69,00
700x1500 mm	<b>WP.A.A.70</b>	105,00
900x1500 mm	<b>WP.A.A.90</b>	121,00

## DRAWERS & CABINETS

### WALL MOUNTED UNITS

#### Page 116 PUSH SYSTEM

1	Wall storage unit, 2 drawers / soft closing		
	900x260x400 mm / 50 ☞	<b>B2.P.90</b>	811,00
	700x260x400 mm / 40 ☞	<b>B2.P.70</b>	723,00

2	Wall storage unit, 2 drawers with decorative mask / soft closing		
	900x500x400 mm / 50 ☞	<b>B2.P.M.90</b>	811,00
	700x500x400 mm / 40 ☞	<b>B2.P.M.70</b>	723,00

3	Wall storage unit, 2 deep drawers / soft closing		
	900x500x400 mm / 100 ☞	<b>B2.P.H.90</b>	811,00
	700x500x400 mm / 80 ☞	<b>B2.P.H.70</b>	723,00

4	Wall storage unit, 2 regular drawers, 1 deep drawer / soft closing		
	900x500x400 mm / 50 ☞ + 50 ☞	<b>B3.P.90</b>	927,00
	700x500x400 mm / 40 ☞ + 40 ☞	<b>B3.P.70</b>	835,00

5	Wall storage unit, 4 drawers / soft closing		
	900x500x400 mm / 100 ☞	<b>B4.P.90</b>	1,048,00
	700x500x400 mm / 80 ☞	<b>B4.P.70</b>	944,00

6	Wall cabinet with doors		
	900x500x420 mm	<b>BD.P.90</b>	671,00
	700x500x420 mm	<b>BD.P.70</b>	604,00

#### Page 117 PULL SYSTEM - with aluminium handles

1	Wall storage unit, 2 drawers / aluminium handles		
	900x260x420 mm / 50 ☞	<b>B2.PL.90</b>	749,00
	700x260x420 mm / 40 ☞	<b>B2.PL.70</b>	675,00

2	Wall storage unit, 2 drawers with decorative mask / aluminium handles		
	900x500x420 mm / 50 ☞	<b>B2.PL.M.90</b>	749,00
	700x500x420 mm / 40 ☞	<b>B2.PL.M.70</b>	675,00

3	Wall storage unit, 2 deep drawers / aluminium handles		
	900x500x420 mm / 100 ☞	<b>B2.PL.H.90</b>	749,00
	700x500x420 mm / 80 ☞	<b>B2.PL.H.70</b>	675,00

4	Wall storage unit, 2 regular drawers, 1 deep drawer / aluminium handles		
	900x500x420 mm / 50 ☞ + 50 ☞	<b>B3.PL.90</b>	869,00
	700x500x420 mm / 40 ☞ + 40 ☞	<b>B3.PL.70</b>	783,00

5	Wall storage unit, 4 drawers / aluminium handles		
	900x500x420 mm / 100 ☞	<b>B4.PL.90</b>	987,00
	700x500x420 mm / 80 ☞	<b>B4.PL.70</b>	889,00

6	Wall cabinet with doors / aluminium handles		
	900x500x420 mm	<b>BD.PL.90</b>	671,00
	700x500x420 mm	<b>BD.PL.70</b>	604,00

## FREE STANDING UNITS

### Page 118 PUSH SYSTEM

1	Free standing storage unit, 2 deep drawers / soft closing		
	900x580x400 mm / 100 ☞	<b>B2.P.HS.90</b>	811,00
	700x580x400 mm / 80 ☞	<b>B2.P.HS.70</b>	723,00

2	Free standing storage unit, 2 regular drawers, 1 deep drawer / soft closing		
	900x580x400 mm / 50 ☞ + 50 ☞	<b>B3.P.S.90</b>	927,00
	700x580x400 mm / 40 ☞ + 40 ☞	<b>B3.P.S.70</b>	835,00

3	Free standing storage unit, 4 drawers / soft closing		
	900x580x400 mm / 100 ☞	<b>B4.P.S.90</b>	1,048,00
	700x580x400 mm / 100 ☞	<b>B4.P.S.70</b>	944,00

4	Wall cabinet with doors, on feet		
	900x580x420 mm	<b>BD.P.S.90</b>	691,00
	700x580x420 mm	<b>BD.P.S.70</b>	623,00

#### Page 119 PULL SYSTEM - with aluminium handles

1	Free standing storage unit, 2 deep drawers / aluminium handles		
	900x580x420 mm / 100 ☞	<b>B2.PL.HS.90</b>	749,00
	700x580x420 mm / 80 ☞	<b>B2.PL.HS.70</b>	675,00

2	Free standing storage unit, 2 regular drawers, 1 deep drawer / aluminium handles		
	900x580x420 mm / 50 ☞ + 50 ☞	<b>B3.PL.S.90</b>	869,00
	700x580x420 mm / 40 ☞ + 40 ☞	<b>B3.PL.S.70</b>	783,00

3	Free standing storage unit, 4 drawers / aluminium handles		
	900x580x420 mm / 100 ☞	<b>B4.PL.S.90</b>	987,00
	700x580x420 mm / 80 ☞	<b>B4.PL.S.70</b>	889,00

4	Free standing storage unit, 2 doors / aluminium handles / on feet		
	900x580x420 mm	<b>BD.PL.S.90</b>	691,00
	700x580x420 mm	<b>BD.PL.S.70</b>	623,00

#### Page 120 MASKS & SHELVES

1	Decorative down mask for wall display		
	900x500x55 mm	<b>M.90</b>	109,00
	790x500x55 mm	<b>M.70</b>	99,00

2	Decorative down mask with shelf, for wall display		
	900x500x270 mm	<b>M.S.90</b>	219,00
	700x500x270 mm	<b>M.S.70</b>	198,00

3	Down shelf for wall display		
	900x8x200 mm	<b>S.90</b>	98,00
	700x8x200 mm	<b>S.70</b>	89,00

## COVER ON

### Page 123

Decorative covers for drawers and cabinets allow design personalizations.

<b>CO.2</b>	Cover On for B2 cabinets		
	700x30x236 mm	<b>CO.2.70</b>	175,00
	900x30x236 mm	<b>CO.2.90</b>	225,00
	1800x30x236 mm	<b>CO.2.180</b>	372,00
	2000x30x236 mm	<b>CO.2.200</b>	411,00

<b>CO.4</b>	Cover On for B3 and B4 cabinets		
	700x30x454 mm	<b>CO.4.70</b>	231,00
	900x30x454 mm	<b>CO.4.90</b>	297,00
	1800x30x454 mm	<b>CO.4.180</b>	444,00
	2000x30x454 mm	<b>CO.4.200</b>	476,00

## WALL ADD-ONS

### MIRRORS

Page 127			
1	Wall mirror with shelf and a mask.		
	200x1500 mm	<b>MS.20.150</b>	310,00
	200x2000 mm	<b>MS.20.200</b>	341,00
	200x2500 mm	<b>MS.20.250</b>	370,00
	350x1500 mm	<b>MS.35.150</b>	341,00
	350x2000 mm	<b>MS.35.200</b>	389,00
	350x2500 mm	<b>MS.35.250</b>	420,00
2	Wall mirror.		
	200x1500 mm	<b>M.20.150</b>	279,00
	200x2000 mm	<b>M.20.200</b>	310,00
	200x2500 mm	<b>M.20.250</b>	340,00
	350x1500 mm	<b>M.35.150</b>	310,00
	350x2000 mm	<b>M.35.200</b>	358,00
	350x2500 mm	<b>M.35.250</b>	389,00
3	Wall mirror with two sided back storage (WD.2.45). Storage opens to the left or right. Optional storage white LED lighting & locking.		
	450x1500x180 mm / 60 ∞ / ∞		
	Left opening	<b>M.D.L</b>	960,00
	Right opening	<b>M.D.R</b>	960,00
4	Wall round mirror, Φ 600 mm	<b>KD.M</b>	209,00
	Wall round mirror with decorative back LED lighting Φ 600 mm	<b>KD.ME</b>	319,00

### ADVERTISING

Page 129 ADVERTISING LED DISPLAYS with exchangeable posters			
1	Advertising light-box display. Integrated white LED lighting.		
	450x500x50 mm	<b>LP.45</b>	420,00
	700x500x50 mm	<b>LP.70</b>	454,00
	900x500x50 mm	<b>LP.90</b>	489,00
	Printed advertisement on backlit foil.		
	450x500 mm	<b>LP.A.45</b>	37,00
	700x500 mm	<b>LP.A.70</b>	42,00
	900x500 mm	<b>LP.A.90</b>	48,00
2	Advertising display with integrated LED lighting. Poster not included. 3 sizes available.		
	450x1500x105 mm	<b>WP.A.45</b>	626,00
	700x1500x105 mm	<b>WP.A.70</b>	672,00
	900x1500x105 mm	<b>WP.A.90</b>	730,00
	Printed advertisement on backlit foil.		
	450x1500 mm	<b>WP.A.A.45</b>	69,00
	700x1500 mm	<b>WP.A.A.70</b>	105,00
	900x1500 mm	<b>WP.A.A.90</b>	121,00
3	Advertising display with one sided back storage (WD.1) and integrated white LED lighting. Optional storage locking and storage white LED lighting. Poster not included. 3 sizes available.		
Left opening	450x1500x205 mm / 30 ∞ / ∞	<b>WP.AD.45L</b>	1.145,00
	700x1500x205 mm / 60 ∞ / ∞	<b>WP.AD.70L</b>	1.226,00
	900x1500x205 mm / 75 ∞ / ∞	<b>WP.AD.90L</b>	1.317,00
Right opening	50x1500x205 mm / 30 ∞ / ∞	<b>WP.AD.45R</b>	1.145,00
	700x1500x205 mm / 60 ∞ / ∞	<b>WP.AD.70R</b>	1.226,00
	900x1500x205 mm / 75 ∞ / ∞	<b>WP.AD.90R</b>	1.317,00
	Poster printed on a backlit foil		
	450x1500 mm	<b>WP.A.A.45</b>	69,00
	700x1500 mm	<b>WP.A.A.70</b>	105,00
	900x1500 mm	<b>WP.A.A.90</b>	121,00

### Page 130 CANVAS LED PANELS for custom sizes

1	Advertising panels with fully lit canvases (white LED lighting). Print is included in the price. Beside standard dimensions, we also print on custom sizes. Simple installation.		
	900x1000 mm	<b>CAN.90</b>	716,00
	1800x1000 mm	<b>CAN.180</b>	1.232,00
	2000x1000 mm	<b>CAN.200</b>	1.367,00
	3100x1000 mm	<b>CAN.310</b>	2.039,00

### Page 131 OPTOMEDIA

1	Display with integrated LCD screen and camera. Transparent shelf. Available in black and white. Other colours on request.		
	black	<b>WALL.CAM.B</b>	1.667,00
	white	<b>WALL.CAM.W</b>	1.667,00
2	Free standing display with integrated screen and camera. Transparent shelf. Available in black and white. Other colours on request.		
	black	<b>FLOOR.CAM.B</b>	1.667,00
	white	<b>FLOOR.CAM.W</b>	1.667,00
3	Wall display with integrated LCD screen. Optional with lenses holder and advertising panel. Available in black and white.		
	Info Panel / black / 1100x1500x105 mm	<b>IP.B</b>	2.258,00
	Info Panel / white / 1100x1500x105 mm	<b>IP.W</b>	2.258,00
	Advertising panel, without ad	<b>LP.90</b>	489,00
	Lenses holder	<b>LE.H</b>	70,00
4	Shop window display with integrated screen, available in different sizes and designs	<b>WIN.TAB</b>	903,00

### MULTILAYER

Page 133			
<b>ACRYLIC</b>	900x1500 mm	<b>ML.B.90.150</b>	439,00
	1800x1500 mm	<b>ML.B.180.150</b>	605,00
	2000x1500 mm	<b>ML.B.200.150</b>	641,00
	3100x1500 mm	<b>ML.B.310.150</b>	842,00
	900x2000 mm	<b>ML.B.90.200</b>	532,00
	1800x2000 mm	<b>ML.B.180.200</b>	695,00
	2000x2000 mm	<b>ML.B.200.200</b>	732,00
	3100x2000 mm	<b>ML.B.310.200</b>	934,00
	900x2500 mm	<b>ML.B.90.250</b>	540,00
	1800x2500 mm	<b>ML.B.180.250</b>	622,00
	2000x2500 mm	<b>ML.B.200.250</b>	641,00
	3100x2500 mm	<b>ML.B.310.250</b>	741,00
<b>LACQUERED ACRYLIC / LAMINATE</b>	900x1500 mm	<b>ML.B.90.150.X</b>	640,00
	1800x1500 mm	<b>ML.B.180.150.X</b>	879,00
	2000x1500 mm	<b>ML.B.200.150.X</b>	932,00
	3100x1500 mm	<b>ML.B.310.150.X</b>	1.225,00
	900x2000 mm	<b>ML.B.90.200.X</b>	773,00
	1800x2000 mm	<b>ML.B.180.200.X</b>	1.012,00
	2000x2000 mm	<b>ML.B.200.200.X</b>	1.066,00
	3100x2000 mm	<b>ML.B.310.200.X</b>	1.359,00
	900x2500 mm	<b>ML.B.90.250.X</b>	787,00
	1800x2500 mm	<b>ML.B.180.250.X</b>	906,00
	2000x2500 mm	<b>ML.B.200.250.X</b>	932,00
	3100x2500 mm	<b>ML.B.310.250.X</b>	1.079,00
	Decorative LED lighting for Multilayer		
	White LED		On request
	RGB LED		On request

## SPECIFIC AREA DISPLAYS

### KIDS AREA

#### Pages 137-139

1	Oval-shaped display with horizontal bars. Optional white LED lighting and print on acrylic. Custom sizes on request.  1800x600 mm / 31 ∞	Without white LED lighting With white LED lighting	<b>KD.1</b> <b>KDE.1</b>	857,00 1.090,00
2	Cloud-shaped display with horizontal bars, left or right orientation. Optional white LED lighting and print on acrylic. Custom sizes on request.  1700x1400 mm / 53 ∞	Without white LED lighting Left orientation Right orientation  With white LED lighting Left orientation Right orientation	<b>KD.2L</b> <b>KD.2R</b>  <b>KDE.2L</b> <b>KDE.2R</b>	1.069,00 1.069,00  1.690,00 1.690,00
3	Multi Pin display with custom print on acrylic. Optional white LED lighting.  900x1500x280 mm / 90 ∞ Without white LED lighting With white LED lighting  700x1500x280 mm / 72 ∞ Without white LED lighting With white LED lighting  450x1500x280 mm / 36 ∞ Without white LED lighting With white LED lighting	<b>KD.MP.90</b> <b>KDE.MP.90</b>  <b>KD.MP.70</b> <b>KDE.MP.70</b>  <b>KD.MP.45</b> <b>KDE.MP.45</b>	997,00 1.416,00  643,00 1.062,00  423,00 842,00	
4	Display with panel in custom colour and non-lockable pins. Panel has round cut-out holes. Optional LED lighting - see page 1.  700x1500x280 mm / 46 ∞ 900x1500x280 mm / 64 ∞	<b>WP.PS3.70</b> <b>WP.PS3.90</b>	On request On request	
5	Advertising plate, custom print on acrylic, Φ 600 mm  Round advertising plate with decorative back LED lighting, Φ 600 mm	<b>KD.AP</b> <b>KD.APE</b>	174,00 284,00	
6	Wall round mirror, Φ 600 mm  Wall round mirror with decorative back LED lighting Φ 600 mm	<b>KD.M</b> <b>KD.ME</b>	209,00 319,00	

### CONTACT LENSES

#### Page 141 LEP Wall displays

1	Display for contact lenses.  700x1500x205 mm 900x1500x205 mm	<b>LEP.70</b> <b>LEP.90</b>	869,00 984,00
2	Advertising light-box display. Integrated white LED lighting.  700x500x50 mm 900x500x50 mm  Printed advertisement on backlit foil.  700x500 mm 900x500 mm	<b>LP.70</b> <b>LP.90</b>  <b>LP.A.70</b> <b>LP.A.90</b>	454,00 489,00  42,00 48,00

#### Page 142 LEP.D Wall displays with back storage

1	Display for contact lenses with back storage - left or right opening.  700x1500x280 mm Left opening Right opening	<b>LEP.D.70L</b> <b>LEP.D.70R</b>	1.830,00 1.830,00
2	Display for contact lenses with back storage - central opening.  900x1500x280 mm / central opening	<b>LEP.D.90</b>	2.177,00

#### Page 142

3	Advertising light-box display. Integrated white LED lighting.  700x500x50 mm 900x500x50 mm  Printed advertisement on backlit foil.  700x500 mm 900x500 mm	<b>LP.70</b> <b>LP.90</b>  <b>LP.A.70</b> <b>LP.A.90</b>	454,00 489,00  42,00 48,00
---	---	--	--

#### Page 143 LEP.FS Free standing displays

1-2	Free standing display for contact lens boxes. Available as 1 and 2-sided display.  1-sided display / 739x1971x423 mm 2-sided display / 739x1971x423 mm	<b>LEP.FS.1.70</b> <b>LEP.FS.2.70</b>	1.147,00 2.014,00
3	Small advertising panel, installation on top of the display.  1-sided display / 739x1971x423 mm 2-sided display / 739x1971x423 mm  Printed advertisement. 739x500 mm	<b>LP.FS.1</b> <b>LP.FS.2</b>  <b>LP.FS.A</b>	185,00 260,00  45,00

### READING GLASSES

#### Page 145 Displays for reading glasses

<b>WALL DISPLAY</b>	Display for reading glasses, mirror, shelf and custom branding included.  600x2000x300 mm 18 ∞ + 90 ∞ ( ∞ )	<b>W.RG</b>	717,00
<b>FREE STANDING DISPLAY</b>	Free standing display for reading glasses and cases. Side shelf and mirror. Lens prescription signage. 1-sided and 2-sided option available. Branding option. Different feet option. Patented way of inserting the cases.  1-sided display / 600x2000x400 mm 18 ∞ + 90 ∞ ( ∞ )  2-sided display / 600x2000x400 mm 36 ∞ + 180 ∞ ( ∞ )	<b>RG.S</b>  <b>RG.D</b>	717,00  1.033,00
<b>TABLE DISPLAY</b>	Table displays for reading glasses. 1-sided and 2-sided option. Branding option.  1-sided table display / 300x620x140 mm 4 ∞ + 20 ∞ ( ∞ )  2-sided table display / 300x620x280 mm 8 ∞ + 40 ∞ ( ∞ )	<b>RG.TS</b>  <b>RG.TD</b>	134,00  268,00

### TABLE DISPLAYS

#### Page 148 ROD DISPLAYS

1	Table display with 1 non-lockable or lockable rod. Branding not included.  197x620 mm  1 non-lockable rod / 6 ∞ 1 lockable rod / 6 ∞	<b>ET.1.6.0</b> <b>ET.1.6.L</b>	60,00 94,00
2	Table display, 1 rotatable plate with 2 non-lockable or lockable rods. Branding not included.  330x620 mm  2 non-lockable rods / 12 ∞ 2 lockable rods / 12 ∞	<b>ET.P.2.12.0</b> <b>ET.P.2.12.L</b>	160,00 225,00
3	Table display with 3 non-lockable or lockable rod. Branding not included.  330x720 mm  3 non-lockable rods / 18 ∞ 3 lockable rods / 18 ∞	<b>ET.3.18.0</b> <b>ET.3.18.L</b>	182,00 310,00
4	Table display, 1 rotatable plate with 4 non-lockable or lockable rods. Branding not included.  330x720 mm  4 non-lockable rods / 32 ∞ 4 lockable rods / 32 ∞	<b>ET.P.4.32.0</b> <b>ET.P.4.32.L</b>	263,00 418,00

**Pages 149-150 FRAME HOLDERS**

1	Frame holder - transparent polycarbonate. Acrylic base is available in black, white and fully transparent polycarbonate. Other colours on request.		
	90x70 mm / black / 1 ∞	<b>HTT.B</b>	6,00
	90x70 mm / white / 1 ∞	<b>HTT.W</b>	6,00
	90x70 mm / transparent / 1 ∞	<b>HTT.T</b>	6,00
2	Frame holder with aluminium cylindrical base. Transparent polycarbonate.		
	90x70 mm / 1 ∞	<b>HTS</b>	11,00
3	Frame holder. Transparent polycarbonate. D.GH.1 fits into Dual shelf.		
	50x51x65 mm / 1 ∞	<b>D.GH.1</b>	3,00
	50x124x68 mm / 1 ∞	<b>D.GH.2</b>	4,00
	50x197x71 mm / 1 ∞	<b>D.GH.3</b>	5,00
4	Frame holder with acrylic base and aluminium holder with silicone protection. Various colours and decors on request.		
	black / 1 ∞	<b>HT.1.B</b>	15,00
	white / 1 ∞	<b>HT.1.W</b>	15,00
	transparent / 1 ∞	<b>HT.1.T</b>	15,00
	black / 2 ∞	<b>HT.2.B</b>	21,00
	white / 2 ∞	<b>HT.2.W</b>	21,00
	transparent / 2 ∞	<b>HT.2.T</b>	21,00
	black / 3 ∞	<b>HT.3.B</b>	28,00
	white / 3 ∞	<b>HT.3.W</b>	28,00
	transparent / 3 ∞	<b>HT.3.T</b>	28,00
5	Frame holder with acrylic base. Various colours and decors on request.		
	black / 2 ∞	<b>T.HT.2.B</b>	20,00
	white / 2 ∞	<b>T.HT.2.W</b>	20,00
	black / 3 ∞	<b>T.HT.3.B</b>	27,00
	white / 3 ∞	<b>T.HT.3.W</b>	27,00
6	Frame holder with adjustable inclination. Various colours and decors on request.		
	180x110x190 mm / black / 1 ∞	<b>T.HD.1.B</b>	16,00
	180x110x190 mm / white / 1 ∞	<b>T.HD.1.W</b>	16,00
	180x245x190 mm / black / 3 ∞	<b>T.HD.3.B</b>	28,00
	180x245x190 mm / black / 3 ∞	<b>T.HD.3.W</b>	28,00

**Page 151 MIRRORS**

1	Gyro mirror, rotatable, 305x196x12 mm	<b>G.M</b>	168,00
2	Gyro mirror with branding option, rotatable. Branding is custom and included.		
	305x196x12 mm	<b>G.M.A</b>	178,00
3	Gyro Roto mirror with acrylic base. Rotatable.		
	230x450x230 mm / black	<b>G.M.B.B</b>	196,00
	230x450x230 mm / white	<b>G.M.B.W</b>	196,00
4	Dual shelf mirror. Easily placed on shelves or tables. Fits into Dual storage shelf.		
	150x85x65 mm	<b>D.MS</b>	21,00

**SHOP WINDOW SYSTEMS**  
**TELESCOPE System**

**Page 155**

<b>CEILING MOUNT FRAME</b>	Ceiling mount frame consists of an aluminium bar (40 mm thick), telescopic rods (∅14 100-700 mm) and aluminium frame (200-2000 mm). Available in fixed and rotating version.		
Fixed	900x340-2740 mm 1200x340-2740 mm	<b>TS.CF.90</b> <b>TS.CF.120</b>	from 85,00 from 115,00
Rotating	900x340-2740 mm	<b>TS.CFR.90</b>	from 135,00
<b>CENTRAL FRAME</b>	Central frame supports various types of panels and displaying elements. Aluminium profile is available with decorative covers.		
	900x1500 mm 1200x1500 mm	<b>TS.DF.90</b> <b>TS.DF.120</b>	220,00 305,00

**Page 155**

	Decorative profile. Available in black and white. Other colours on request.		
	black / 900 mm	<b>DP.90.B</b>	158,00
	black / 1200 mm	<b>DP.120.B</b>	171,00
	white / 900 mm	<b>DP.90.W</b>	158,00
	white / 1200 mm	<b>DP.120.W</b>	171,00
<b>FLOOR MOUNT FRAME</b>	Aluminium frame connects the central frame with the floor. Available in fixed and rotating version. Custom height available on request.		
Fixed	900x580 mm 1200x580 mm	<b>TS.FF.90</b> <b>TS.FF.120</b>	85,00 115,00
Rotating	900x580 mm	<b>TS.FFR.90</b>	135,00

**TELESCOPE Elements**

**Pages 156-157**

1	Telescopic rod - installation part for elements	<b>SK.H.AL</b>	41,00
2	Drawer 835x400 mm	<b>TS.B</b>	480,00
3	Glass shelf 813x220 mm	<b>TS.GS</b>	134,00
4	Acrylic square shelves. Top & central available.		
	top shelf	<b>SR.1</b>	28,00
	central shelf	<b>SR.2</b>	28,00
5	Acrylic round shelves. Top & central available.		
	top shelf	<b>SR.O.1</b>	28,00
	central shelf	<b>SR.O.2</b>	28,00
6	Acrylic square side shelf.	<b>S.SL</b>	35,00
7	Frame holders, aluminium base with protective silicone coating.		
	hanging	<b>H.GH</b>	9,00
	standing	<b>S.GH</b>	9,00
8	Lockable frame holders, aluminium base with protective silicone coating.		
	hanging	<b>H.GH.SL</b>	20,00
	standing	<b>S.GH.SL</b>	20,00
	Magnetic-coded key	<b>MAG.KEY</b>	12,00
9	Advertising panel, A3 format, standing Advertising panel, A3 format, hanging	<b>SKS.AP.S</b> <b>SKS.AP.H</b>	104,00 104,00
	Printed advertising	<b>SKS.AP.A</b>	67,00
10	Mirror, standing Mirror, hanging	<b>SKS.M.S</b> <b>SKS.M.H</b>	91,00 91,00
11	Frame holders, aluminium with protective silicone coating. Adjustable height.		
	100 mm	<b>SW.GH.1</b>	8,00
	200 mm	<b>SW.GH.2</b>	8,00
	300 mm	<b>SW.GH.3</b>	8,00

**TELESCOPE Displays**

**Page 158**

1	Telescope display with 2 acrylic panels with 8 rods. Adjustable height. Installation parts included in price.		
	900x1800-4500 mm / 144 ∞		
Fixed	Non-lockable rods Lockable rods	<b>TSF.WP.8.0</b> <b>TSF.WP.8.L</b>	1.772,00 2.296,00
Rotating	Non-lockable rods Lockable rods	<b>TSR.WP.8.0</b> <b>TSR.WP.8.L</b>	1.872,00 2.396,00
2	Telescope display with fixed base and rotatable plate with 6 rods. Adjustable height. Installation parts included in price.		
	900x1800-4500 mm / non-lockable rods / 108 ∞	<b>TSF.FR.6.0</b>	1.095,00
	900x1800-4500 mm / lockable rods / 108 ∞	<b>TSF.FR.6.L</b>	1.512,00

Page	Position	Description	Code	Price   €
<b>Pages 158 - 159</b>				
3		Telescope display with 2 panels with 15 horizontal bars Adjustable height. Installation parts included in price.		
		900x1800-4500 mm / 15 bars / 150 ∞		
		Fixed base	<b>TSF.H.30</b>	1.620,00
		Rotating base	<b>TSR.H.30</b>	1.720,00
		Telescope display with fixed base and a panel with 15 horizontal bars Adjustable height. Installation parts included in price. Please define the back side at order.		
		900x1800-4500 mm / 15 bars / 75 ∞	<b>TSF.H.15</b>	1.246,00
4		Telescope display with 4 glass shelves and 1 drawer. Adjustable height. Installation parts included in price.		
Fixed		900x1600-4500 mm / aluminium profile	<b>TSF.S4.B</b>	1.510,00
		900x1600-4500 mm / black profile	<b>TSF.S4.B.B</b>	1.668,00
		900x1600-4500 mm / white profile	<b>TSF.S4.B.W</b>	1.668,00
Rotating		900x1600-4500 mm / aluminium profile	<b>TSR.S4.B</b>	1.610,00
		900x1600-4500 mm / black profile	<b>TSR.S4.B.B</b>	1.768,00
		900x1600-4500 mm / white profile	<b>TSR.S4.B.W</b>	1.768,00
5		Telescope display with 5 glass shelves. Adjustable height. Installation parts included in price.		
Fixed		900x1600-4500 mm / aluminium profile	<b>TSF.S5</b>	1.164,00
		900x1600-4500 mm / black profile	<b>TSF.S5.B</b>	1.322,00
		900x1600-4500 mm / white profile	<b>TSF.S5.W</b>	1.322,00
Rotating		900x1600-4500 mm / aluminium profile	<b>TSR.S5</b>	1.264,00
		900x1600-4500 mm / black profile	<b>TSR.S5.B</b>	1.422,00
		900x1600-4500 mm / white profile	<b>TSR.S5.W</b>	1.422,00
6		Telescope display with fixed base, 2 shelves and 8 hanging frame holders. Adjustable height. Installation parts included in price.		
		900x1600-4500 mm / aluminium profile	<b>TSF.2</b>	829,00
		900x1600-4500 mm / black profile	<b>TSF.2.B</b>	987,00
		900x1600-4500 mm / white profile	<b>TSF.2.W</b>	987,00
7		Telescope display with fixed base, 6 acrylic square shelves and 12 hanging frame holders. Installation parts included in price. Adjustable height.		
		1200x1600-4500 mm / aluminium profile	<b>TSF.3</b>	859,00
		1200x1600-4500 mm / black profile	<b>TSF.3.B</b>	1.017,00
		1200x1600-4500 mm / white profile	<b>TSF.3.W</b>	1.017,00

## SKY LINE System

### Page 161 CONSTRUCTION

<b>SK.KIT</b>	Installation kit for Sky Line system. It consists of 2 telescopic rods and ceiling and floor fixations.		
	Ceiling fixation - simple aluminium bar	<b>SK.BAR</b>	29,00
	Aluminium telescopic rod onto which various displaying elements are fixed. Installed into SK.BAR Φ8 mm / Φ14 mm	<b>SK.H.AL</b>	41,00
	Floor fixation - round metal plate	<b>SK.FIX</b>	18,00
	<i>For more information please contact us.</i>		
<b>SK.KIT.E</b>	Installation kit for Sky Line displays that require electricity. It consists of rods with predetermined size and ceiling and floor fixations. All parts are adjusted to conduct electricity.		
	Ceiling fixation - simple aluminium bar	<b>SK.BAR</b>	29,00
	Aluminium rod onto which various displaying elements are fixed. Installed into SK.BAR Φ14 mm	<b>SK.H.AL</b>	41,00
	Floor fixation - round metal plate	<b>SK.FIX</b>	18,00
	<i>For more information please contact us.</i>		
	<i>Mounting parts are included in the price of each displaying element.</i>		

## SKY LINE Elements

### Pages 162 - 164

1	Bar with 4 acrylic frame holders	<b>SK.CL.GH.1</b>	67,00
	Bar without frame holders	<b>SK.CL.R</b>	55,00
2	Bar with aluminium frame holders - standing		
	Bar with 5 frame holders	<b>SK.CL.GH.2</b>	85,00
	Bar with 8 frame holders	<b>SK.CL.GH.3</b>	100,00
	Bar with lockable frame holders - standing		
	Bar with 5 frame holders	<b>SK.CL.SL.GH.2</b>	145,00
	Bar with 8 frame holders	<b>SK.CL.SL.GH.3</b>	199,00
	Magnetic-coded key	<b>MAG.KEY</b>	12,00
3	Bar with aluminium frame holders - hanging		
	Bar with 5 frame holders	<b>SK.CL.HGH.2</b>	85,00
	Bar with 8 frame holders	<b>SK.CL.HGH.3</b>	100,00
	Bar with lockable frame holders - hanging		
	Bar with 5 frame holders	<b>SK.CL.SL.HGH.2</b>	145,00
	Bar with 8 frame holders	<b>SK.CL.SL.HGH.3</b>	199,00
	Magnetic-coded key	<b>MAG.KEY</b>	12,00
4	Aluminium frame with frame holders		
	838x300 mm / 8 ∞	<b>SK.F.AL.1</b>	219,00
	838x500 mm / 16 ∞	<b>SK.F.AL.2</b>	267,00
	Aluminium frame with lockable frame holders		
	838x300 mm / 8 ∞	<b>SK.F.AL.SL.1</b>	315,00
	838x500 mm / 16 ∞	<b>SK.F.AL.SL.2</b>	459,00
5	Aluminium frame with lockable flap doors		
	838x300 mm / 8 ∞	<b>SK.F.AL.C.1</b>	389,00
	838x500 mm / 16 ∞	<b>SK.F.AL.C.2</b>	438,00
6	Acrylic box, closed from 3 sides, open on 1 side.	<b>SK.B</b>	511,00
7	Decorative acrylic plate with 3 shelves. Available in black, white and transparent.		
	875x1175 mm / black	<b>SK.FA.3.B</b>	711,00
	875x1175 mm / white	<b>SK.FA.3.W</b>	711,00
	875x1175 mm / transparent	<b>SK.FA.3.T</b>	711,00
	Decorative acrylic plate with 1 shelf. Available in black, white and transparent.		
	875x500 mm / black	<b>SK.FA.1.B</b>	310,00
	875x500 mm / white	<b>SK.FA.1.W</b>	310,00
	875x500 mm / transparent	<b>SK.FA.1.T</b>	310,00
8	Acrylic shelf		
	875x220 mm	<b>SK.S</b>	134,00
9	Quadro Slim shelf, magnetic. Available in black and white. Other colours on request. Optional white LED lighting.		
	1000x90x200 mm, black	<b>WS.SK.Q.90.B</b>	292,00
	1000x90x200 mm, white	<b>WS.SK.Q.90.W</b>	292,00
	White LED lighting for up to 3 WS.SK.Q.90 shelves.	<b>SKQ.LED</b>	386,00
10	Quadro Slim shelf with lockable frame holders, magnetic. Available in black and white. Other colours on request. Optional white LED lighting.		
	1000x90x200 mm, black	<b>WS.SK.Q.SL.90.B</b>	364,00
	1000x90x200 mm, white	<b>WS.SK.Q.SL.90.W</b>	364,00
	White LED lighting for up to 3 shelves.	<b>SKQ.LED</b>	386,00
11	Advertising panel, A3 format, transparent acrylic	<b>SK.AP</b>	341,00
	Printed poster for SK.AP - 2-sided (print motive must be provided from the client). 700x525 mm	<b>SK.APA</b>	77,00

## SKY LINE Displays

Pages 165 - 167

<b>SK.1</b>	Sky Line display with advertising plate and 3 horizontal bars with frame holders. Adjustable height. Installation parts included in price. Advertisement not included.		
	1000 mm wide	<b>SK.1</b>	678,00
<b>SK.2</b>	Sky Line display with advertising plate, 9 frame holders and acrylic plate with 3 acrylic shelves. Adjustable height. Plate and frame holders are available in transparent, black and white colour. Installation parts included in price. Advertisement not included.		
	1000 mm wide / black	<b>SK.2.B</b>	1.274,00
	1000 mm wide / white	<b>SK.2.W</b>	1.274,00
	1000 mm wide / transparent	<b>SK.2.T</b>	1.274,00
<b>SK.3</b>	Sky Line display with advertising plate, 6 frame holders and 2 acrylic plates with 2 acrylic shelves. Adjustable height. Plate and frame holders are available in transparent, black and white colour. Installation parts included in price. Advertisement not included.		
	1000 mm wide / black	<b>SK.3.B</b>	1.182,00
	1000 mm wide / white	<b>SK.3.W</b>	1.182,00
	1000 mm wide / transparent	<b>SK.3.T</b>	1.182,00
<b>SK.4</b>	Sky Line display with advertising plate and 2 aluminium frames with 6 frame holders. Adjustable height. Installation parts included in price. Advertisement not included.		
	1000 mm wide	<b>SK.4</b>	986,00
<b>SK.5</b>	Sky Line display with advertising plate, 32 frame holders and 2 acrylic boxes with flap doors on back side. Adjustable height. Installation parts included in price. Advertisement not included.		
	1000 mm wide	<b>SK.5</b>	1.540,00
<b>SK.6</b>	Sky Line display with advertising plate, 16 frame holders and 2 acrylic boxes with flap doors on back side. Adjustable height. Installation parts included in price. Advertisement not included.		
	1000 mm wide	<b>SK.6</b>	1.326,00
<b>SK.7</b>	Sky Line display with advertising plate, 12 frame holders and 3 acrylic shelves. Adjustable height. Installation parts included in price. Advertisement not included.		
	1000 mm wide	<b>SK.7</b>	1.023,00
<b>SK.8</b>	Sky Line display with advertising plate, 4 frame holders and 2 acrylic boxes. Boxes are open on the back side. Adjustable height. Installation parts included in price. Advertisement not included.		
	1000 mm wide	<b>SK.8</b>	1.540,00
<b>SK.9</b>	Sky Line display with advertising plate and 3 Quadro shelves with integrated white LED light. Standard colours are black and white. Other colours on request. Adjustable height. Installation parts included in price. Advertisement not included.		
	1000 mm wide / black	<b>SK.9.B</b>	1.654,00
	1000 mm wide / white	<b>SK.9.W</b>	1.654,00

## SKY LINE SOLO System

<b>Page 169</b>	<b>CONSTRUCTION</b>		
	Ceiling fixation for Sky Line Solo system	<b>SKS.CM</b>	29,00
	Ceiling fixation for elements that require electricity	<b>SKS.CM.E</b>	95,00
	Telescopic aluminium rod for displaying elements Φ8 mm / Φ14 mm / 1500 - 4000 mm	<b>SK.H.AL</b>	41,00
	Aluminium rod for displaying elements that require electricity, Φ14 mm / predetermined sizes	<b>SKS.H.ALE</b>	61,00
	Floor fixation (optional)	<b>SKS.FM</b>	18,00
	<i>Mounting parts are included in the price of every displaying element.</i>		

## SKY LINE SOLO Elements

Pages 170-171

1	Telescopic aluminium rod for displaying elements consists of two parts that together allow great adjustment in height (500-4000 mm). It is mounted into the ceiling, but can be also installed into the floor.		
	Φ 8 mm / 1000 - 2000 mm	<b>SK.H.AL</b>	41,00
	Φ14 mm / 500 - 2000 mm		
2	Decorative hanging acrylic frames with aluminium frame holders.		
	black / 1 ∞	<b>DF.H.1.B</b>	49,00
	black / 2 ∞	<b>DF.H.2.B</b>	57,00
	black / 3 ∞	<b>DF.H.3.B</b>	68,00
	black / 4 ∞	<b>DF.H.4.B</b>	91,00
	white / 1 ∞	<b>DF.H.1.W</b>	49,00
	white / 2 ∞	<b>DF.H.2.W</b>	57,00
	white / 3 ∞	<b>DF.H.3.W</b>	68,00
	white / 4 ∞	<b>DF.H.4.W</b>	91,00
	Decorative hanging acrylic frames with lockable frame holders.		
	black / 1 ∞	<b>DF.H.1.SL.B</b>	63,00
	black / 2 ∞	<b>DF.H.2.SL.B</b>	85,00
	black / 3 ∞	<b>DF.H.3.SL.B</b>	110,00
	black / 4 ∞	<b>DF.H.4.SL.B</b>	147,00
	white / 1 ∞	<b>DF.H.1.SL.W</b>	63,00
	white / 2 ∞	<b>DF.H.2.SL.W</b>	85,00
	white / 3 ∞	<b>DF.H.3.SL.W</b>	110,00
	white / 4 ∞	<b>DF.H.4.SL.W</b>	147,00
	Magnetic-coded key	<b>MAG.KEY</b>	12,00
3	Round acrylic hanging frame with 1 aluminium frame holder.		
	black / 1 ∞	<b>DF.H.R.B</b>	49,00
	white / 1 ∞	<b>DF.H.R.W</b>	49,00
	Round acrylic hanging frame with 1 lockable frame holder.		
	black / 1 ∞	<b>DF.H.R.SL.B</b>	63,00
	white / 1 ∞	<b>DF.H.R.SL.W</b>	63,00
	Magnetic-coded key	<b>MAG.KEY</b>	12,00
4	Decorative acrylic frame with 1 acrylic shelf.		
	black / 1 ∞	<b>DF.H.SL.B</b>	78,00
	white / 1 ∞	<b>DF.H.SL.W</b>	78,00
5	Acrylic square side shelf	<b>S.SL</b>	35,00
6	Hanging frame holder	<b>H.GH</b>	9,00
	Hanging lockable frame holder	<b>H.GH.SL</b>	20,00
	Magnetic-coded key	<b>MAG.KEY</b>	12,00
7	Hanging acrylic plate with exchangeable advertising.		
	A3 format	<b>SKS.AP.H</b>	104,00
	Printed advertising	<b>SKS.AP.A</b>	67,00
8	Hanging mirror	<b>SKS.M.H</b>	91,00
9	Hanging LED light box made of transparent acrylic	<b>SKS.LB</b>	276,00
	Hanging LED light box made of transparent acrylic, with lockable frame holder	<b>SKS.LB.SL</b>	294,00
	Magnetic-coded key	<b>MAG.KEY</b>	12,00
	Advertising for SKS.LB	<b>SKS.LB.A</b>	On request
10	Hanging acrylic plate with integrated tablet. For more information please contact us.	<b>WIN.TAB</b>	903,00



## SKY LINE SOLO Displays

### Pages 172 - 173

<b>SKS.1</b>	Window display with 15 acrylic side shelves. Adjustable height. Installation parts included in price.		
	1000 mm wide	<b>SKS.1</b>	826,00
<b>SKS.2</b>	Window display with 10 frame holders. Adjustable height. Installation parts included in price.		
	1000 mm wide	<b>SKS.2</b>	521,00
<b>SKS.10</b>	Window display with 3 light boxes and advertisement, with white LED lighting. Fixed height. Installation parts included in price. Advertisement not included.		
	1000 mm wide	<b>SKS.10</b>	978,00
<b>SKS.8</b>	Window display with 3 decorative round frames with frame holders. Available in black and white. Adjustable height. Installation parts included in price.		
	1000 mm wide / black	<b>SKS.8.B</b>	297,00
	1000 mm wide / white	<b>SKS.8.W</b>	297,00
<b>SKS.9</b>	Window display with 2 decorative frames with shelves and advertising. Available in black and white. Adjustable height. Installation parts included in price. Advertisement not included.		
	1000 mm wide / black	<b>SKS.9.B</b>	409,00
	1000 mm wide / white	<b>SKS.9.W</b>	409,00
<b>SKS.3</b>	Window display with 3 decorative frames with frame holders. Available in black and white. Adjustable height. Installation parts included in price.		
	1000 mm wide / black	<b>SKS.3.B</b>	339,00
	1000 mm wide / white	<b>SKS.3.W</b>	339,00
<b>SKS.11</b>	Window display with 2 decorative frames with shelves and WinTab display. Available in black and white. Adjustable height. Installation parts included in price. Advertisement not included.		
	1000 mm wide / black	<b>SKS.11.B</b>	1.209,00
	1000 mm wide / white	<b>SKS.11.W</b>	1.209,00

## SHOP WINDOW TABLES & STANDS

### Page 175 TABLES

<b>TD</b>	Table with visible aluminium construction. Table top has holes to support displaying elements.		
	1000x300x550 mm	<b>TD.100.30</b>	579,00
	1500x300x550 mm	<b>TD.150.30</b>	730,00
	1000x600x550 mm	<b>TD.100.60</b>	626,00
	1500x600x550 mm	<b>TD.150.60</b>	776,00
<b>TD.F</b>	Table with acrylic side plates and optional decorative profile to hide the aluminium construction. Table top has holes to support displaying elements.		
	1000x300x550 mm	<b>TD.F.100.30</b>	850,00
	1500x300x550 mm	<b>TD.F.150.30</b>	950,00
	1000x600x550 mm	<b>TD.F.100.60</b>	950,00
	1500x600x550 mm	<b>TD.F.150.60</b>	1.050,00
<b>TD.CO</b>	Table with acrylic side plates on all sides. Table top has holes to support displaying elements.		
	1000x300x550 mm	<b>TD.CO.100.30</b>	1.024,00
	1500x300x550 mm	<b>TD.CO.150.30</b>	1.182,00
	1000x600x550 mm	<b>TD.CO.100.60</b>	1.182,00
	1500x600x550 mm	<b>TD.CO.150.60</b>	1.340,00

### Page 175 STANDS

<b>FD</b>	Stand with aluminium construction that supports displaying elements.		
	Stand with white acrylic plate, 900x500 mm	<b>FD</b>	278,00
	Stand with 1-sided print on acrylic plate	<b>FD.AP1</b>	On request
	Stand with 2-sided print on acrylic plate	<b>FD.AP2</b>	On request

### Pages 176-177 Elements for shop window tables & stands

1	Telescopic aluminium rod for displaying elements consists of two parts that together allow great adjustment in height (500-4000 mm).		
	Φ 8 mm / 1000 - 2000 mm	<b>SK.H.AL</b>	41,00
	Φ14 mm / 500 - 2000 mm		
2	Decorative standing acrylic frames with aluminium frame holders.		
	black / 1 ∞	<b>DF.S.1.B</b>	49,00
	black / 2 ∞	<b>DF.S.2.B</b>	57,00
	black / 3 ∞	<b>DF.S.3.B</b>	68,00
	black / 4 ∞	<b>DF.S.4.B</b>	91,00
	white / 1 ∞	<b>DF.S.1.W</b>	49,00
	white / 2 ∞	<b>DF.S.2.W</b>	57,00
	white / 3 ∞	<b>DF.S.3.W</b>	68,00
	white / 4 ∞	<b>DF.S.4.W</b>	91,00
	Decorative standing acrylic frames with lockable frame holders.		
	black / 1 ∞	<b>DF.S.1.SL.B</b>	63,00
	black / 2 ∞	<b>DF.S.2.SL.B</b>	85,00
	black / 3 ∞	<b>DF.S.3.SL.B</b>	110,00
	black / 4 ∞	<b>DF.S.4.SL.B</b>	147,00
	white / 1 ∞	<b>DF.S.1.SL.W</b>	63,00
	white / 2 ∞	<b>DF.S.2.SL.W</b>	85,00
	white / 3 ∞	<b>DF.S.3.SL.W</b>	110,00
	white / 4 ∞	<b>DF.S.4.SL.W</b>	147,00
	Magnetic-coded key	<b>MAG.KEY</b>	12,00
3	Round acrylic standing frame with 1 aluminium frame holder.		
	black / 1 ∞	<b>DF.S.R.B</b>	49,00
	white / 1 ∞	<b>DF.S.R.W</b>	49,00
	Round acrylic hanging frame with 1 lockable frame holder.		
	black / 1 ∞	<b>DF.S.R.SL.B</b>	63,00
	white / 1 ∞	<b>DF.S.R.SL.W</b>	63,00
	Magnetic-coded key	<b>MAG.KEY</b>	12,00
4	Decorative acrylic frame with 1 acrylic shelf.		
	black / 1 ∞	<b>DF.S.SL.B</b>	78,00
	white / 1 ∞	<b>DF.S.SL.W</b>	78,00
5	Acrylic square shelves. Top & central available.		
	top shelf	<b>SR.1</b>	28,00
	central shelf	<b>SR.2</b>	28,00
6	Acrylic round shelves. Top & central available.		
	top shelf	<b>SR.O.1</b>	28,00
	central shelf	<b>SR.O.2</b>	28,00
7	Standing frame holder	<b>S.GH</b>	9,00
	Standing lockable frame holder	<b>S.GH.SL</b>	20,00
	Magnetic-coded key	<b>MAG.KEY</b>	12,00
8	Standing acrylic plate with exchangeable advertising.		
	A3 format	<b>SKS.AP.S</b>	104,00
	Printed advertising	<b>SKS.AP.A</b>	67,00
9	Standing mirror	<b>SKS.M.S</b>	91,00
10	Frame holders, aluminium with protective silicone coating. Adjustable height.		
	100 mm	<b>SW.GH.1</b>	8,00
	200 mm	<b>SW.GH.2</b>	8,00
	300 mm	<b>SW.GH.3</b>	8,00



**Page 178 SHOP WINDOW TABLES**

<b>TD.1</b>	Table with white side plates and black deco profile. 8 frame holder, 2 shelves, 1 deco frame and custom advertising plate.		
	1500x600x550 mm		
	Black deco profile	<b>TD.1.B</b>	On request
	White deco profile	<b>TD.1.W</b>	On request

<b>TD.2</b>	Table with black side plates. 8 frame holder, 2 shelves, 1 deco frame and custom advertising plate.		
	1000x600x550 mm		
	Black side plates	<b>TD.2.B</b>	On request
	White side plates	<b>TD.2.W</b>	On request
	Custom printed poster	<b>TD.AP</b>	On request

**Page 179 SHOP WINDOW STANDS**

<b>FD.1</b>	Stand with 2-sided custom print and 3 decorative frames with 10 frame holders.		
	900 mm wide		
	Black deco frames	<b>FD.1.B</b>	On request
	White deco frames	<b>FD.1.W</b>	On request
<b>FD.2</b>	Stand with 2-sided custom print and 3 decorative frames with 10 frame holders.		
	900 mm wide	<b>FD.2</b>	On request

**FREE STANDING DISPLAYS FOR SHOP WINDOWS**

**Page 180 SYSTEM**

	Aluminium base with transparent polycarbonate plate		
	1000x2000x500 mm	<b>FS.SW.100</b>	462,00
	1500x2000x500 mm	<b>FS.SW.150</b>	511,00
1	Acrylic shelves		
	220x220 mm	<b>SW.GS.1</b>	35,00
	500x220 mm	<b>SW.GS.2</b>	53,00
	1000x220 mm	<b>SW.GS.3</b>	53,00
2	Frame holders, aluminium with protective silicone coating. Adjustable height.		
	100 mm	<b>SW.GH.1</b>	8,00
	200 mm	<b>SW.GH.2</b>	8,00
	300 mm	<b>SW.GH.3</b>	8,00
3	Cabinet with 2 drawers		
	1000 mm	<b>SW.B.100</b>	608,00
	1500 mm	<b>SW.B.150</b>	887,00
4	Plate with holes for frame holders		
	935x500 mm	<b>SW.S.100</b>	244,00
	1435x500 mm	<b>SW.S.150</b>	279,00

**Page 181**

	Free standing window display with drawer, 2 shelves, 6 frame holders.		
<b>FS.SW.1</b>	1 drawer, 2 shelves, 6 frame holders	<b>FS.SW.1</b>	1.226,00
	1000x2000x500 mm		
<b>FS.SW.2</b>	2 drawers, 4 shelves, 6 frame holders	<b>FS.SW.2</b>	1.606,00
	1500x2000x500 mm		

**FREE STANDING DISPLAYS**

**LF displays with fixed plate**

**Page 185**

1	Free standing display with fixed plate with 2-sided presentation.		
Non-lockable rods	476x1980x400 mm / 4 rods / 72 ∞	<b>LF.4.0</b>	685,00
	676x1980x400 mm / 6 rods / 108 ∞	<b>LF.6.0</b>	962,00
	876x1980x400 mm / 8 rods / 144 ∞	<b>LF.8.0</b>	1.241,00
Key-lockable rods	476x1980x400 mm / 4 rods / 72 ∞	<b>LF.4.L</b>	908,00
	676x1980x400 mm / 6 rods / 108 ∞	<b>LF.6.L</b>	1.356,00
	876x1980x400 mm / 8 rods / 144 ∞	<b>LF.8.L</b>	1.766,00

**Page 185**

2	Free standing display with fixed plate with 1-sided presentation. Please define the back side at order.		
Non-lockable rods	476x1980x400 mm / 2 rods / 36 ∞	<b>FF.2.0</b>	497,00
	676x1980x400 mm / 3 rods / 54 ∞	<b>FF.3.0</b>	591,00
	876x1980x400 mm / 4 rods / 72 ∞	<b>FF.4.0</b>	672,00
Key-lockable rods	476x1980x400 mm / 2 rods / 36 ∞	<b>FF.2.L</b>	628,00
	676x1980x400 mm / 3 rods / 54 ∞	<b>FF.3.L</b>	788,00
	876x1980x400 mm / 4 rods / 72 ∞	<b>FF.4.L</b>	935,00

**Page 186 Displays with fixed plate and storage**

<b>FF.3.CP</b>	Free standing display with fixed plate and base with wheels and a handle. Plate can contain custom print and is easy removable/exchangeable. Display has 3 rotating Roto Revolution Multilook rods, and a double-sided mirror. Aluminium frame, acrylic, MDF lacquer.		
	742x1980x400 mm		
	3 non-lockable rods / 54 ∞	<b>FF.3.CP.0</b>	928,00
	3 lockable rods / 54 ∞	<b>FF.3.CP.L</b>	1.091,00
	Plate with 2-sided custom print - exchangeable	<b>F.CPA.3</b>	178,00

<b>LF.4.B1</b>	Free standing display with fixed plate, 2-sided presentation with 4 rods and a large drawer for cases. Aluminium frame, acrylic, MDF lacquer.		
	552x1980x400 mm		
	4 non-lockable rods / 72 ∞ + 120 ∞	<b>LF.4.B1.0</b>	1.078,00
	4 lockable rods / 72 ∞ + 120 ∞	<b>LF.4.B1.L</b>	1.341,00

<b>LF.4.CP.K2</b>	Free standing display with fixed plate and 1 cabinet for cases. Plate can contain custom print and is easy removable/exchangeable. Display has 4 rotating Roto Revolution Multilook rods. Adjustable feet. Aluminium frame, acrylic, MDF lacquer.		
	552x1980x400 mm		
	4 non-lockable rods / 72 ∞ + 72 ∞	<b>LF.4.CP.K2.0</b>	1.078,00
	4 lockable rods / 72 ∞ + 72 ∞	<b>LF.4.CP.K2.L</b>	1.341,00
	Plate with 2-sided custom print - exchangeable	<b>F.CPA.2</b>	132,00

<b>LF.8.B4</b>	Free standing display with fixed plate and 4 drawers. 2-sided presentation with 8 rods. Adjustable feet. Aluminium frame, acrylic, MDF lacquer. Aluminium frame, acrylic, MDF lacquer.		
	1032x1980x400 mm		
	4 non-lockable rods / 144 ∞ + 80 ∞ / ∞	<b>LF.8.B4.0</b>	
	4 lockable rods / 144 ∞ + 80 ∞ / ∞	<b>LF.8.B4.L</b>	

**FR displays with rotating plate**

**Page 187**

1	Free standing display with non-lockable rods on a rotating plate and 2-sided presentation.		
Non-lockable rods	474x1980x400 mm / 2 rods / 36 ∞	<b>FR.2.0</b>	482,00
	552x1980x400 mm / 4 rods / 72 ∞	<b>FR.4.0</b>	714,00
	742x1980x400 mm / 6 rods / 108 ∞	<b>FR.6.0</b>	991,00
	1032x1980x400 mm / 8 rods / 144 ∞	<b>FR.8.0</b>	1.259,00
	1412x1980x400 mm / 12 rods / 216 ∞	<b>FR.12.0</b>	1.816,00
2	Free standing display with key-lockable rods on a rotating plate, 2-sided presentation.		
Key-lockable rods	474x1980x400 mm / 2 rods / 36 ∞	<b>FR.2.L</b>	795,00
	552x1980x400 mm / 4 rods / 72 ∞	<b>FR.4.L</b>	976,00
	742x1980x400 mm / 6 rods / 108 ∞	<b>FR.6.L</b>	1.386,00
	1032x1980x400 mm / 8 rods / 144 ∞	<b>FR.8.L</b>	1.784,00
	1412x1980x400 mm / 12 rods / 216 ∞	<b>FR.12.L</b>	2.604,00

	2-sided custom print on bottom plate		
	474x406 mm	<b>FM.A.2</b>	34,00
	552x406 mm	<b>FM.A.4</b>	39,00
	742x406 mm	<b>FM.A.6</b>	53,00
	1032x406 mm	<b>FM.A.8</b>	72,00
	1412x406 mm	<b>FM.A.12</b>	100,00

Page   Position	Description	Code	Price   €
<b>Page 188</b>	<b>Displays with rotating plate and storage</b>		
1	Free standing display with rotatable plate and base with wheels and a handle. Plate has 4 non-lockable or lockable rods. Display has down mask with 2-sided custom print, custom logo holder and 1 double-sided side mirror.  560x2000x470 mm	4 non-lockable rods / 72 ∞ 4 lockable rods / 72 ∞	<b>FR.4.APL.O</b> 1.061,00 <b>FR.4.APL.L</b> 1.324,00
	2-sided custom print on bottom plate  552x406 mm	<b>FM.A.4</b>	39,00
2	Free standing display with 2-sided rotatable plate and 1 cabinet for cases. Plate holds 4 non-lockable or lockable RR.MC.18 rods. Adjustable feet. Aluminium frame, acrylic, MDF lacquer.  552x1980x400 mm	4 non-lockable rods / 72 ∞ + 100 ∞ 4 lockable rods / 72 ∞ + 100 ∞	<b>FR.4.B1.O</b> 1.078,00 <b>FR.4.B1.L</b> 1.341,00
3	Free standing display with 2 rotatable plates and 1 box for cases. Each plate holds 4 non-lockable or lockable RR.MC.18 rods. Adjustable feet. Aluminium frame, acrylic, MDF lacquer.  1032x1980x400 mm	8 non-lockable rods / 144 ∞ + 244 ∞ 8 lockable rods / 144 ∞ + 244 ∞	<b>FR.8.B1.O</b> 1.745,00 <b>FR.8.B1.L</b> 2.271,00
4	Free standing display with 2 rotatable plates and 4 drawers. Each plate holds 4 non-lockable or lockable RR.MC.18 rods. Adjustable feet. Aluminium frame, acrylic, MDF lacquer.  1032x1980x400 mm	8 non-lockable rods / 144 ∞ + 80 ∞ 8 lockable rods / 144 ∞ + 80 ∞	<b>FR.8.B4.O</b> 2.231,00 <b>FR.8.B4.L</b> 2.757,00

## DISPLAYS WITH TUBE BASE

Page 189			
1	Free standing display with rotatable cylindrical base and non-lockable or lockable rods. Movable. Aluminium frame, acrylic.  5 rods Φ560x2070 mm	5 non-lockable rods / 70 mm / 90 ∞ 5 lockable rods / 70 mm / 90 ∞	<b>ST5.SPY.0.70</b> 993,00 <b>ST5.SPY.L.70</b> 1.197,00
	6 rods Φ560x2070 mm	6 non-lockable rods / 70 mm / 108 ∞ 6 lockable rods / 70 mm / 108 ∞	<b>ST6.SPY.0.70</b> 1.115,00 <b>ST6.SPY.L.70</b> 1.362,00

## Accessories for free standing displays

Page 190			
1	Rectangular logo holder for FR displays, simple logo insert exchange.  100x54 mm	<b>LH.EDS.FR</b>	17,00
2	Rectangular logo holder, white acrylic, custom print included, 120x50 mm	<b>LH.EDS.A</b>	20,00
3	Elliptical logo holder, without logo, 72x57 mm Logo holder for FR displays, 72x57 mm	<b>LH.EDE</b> 17,00 <b>LH.EDE.FR</b> 17,00	
	Self-adhesive logo sticker for LH.EDE, custom print included.	<b>LH.STC.3D</b>	5,00
4	Magnetic logo holder  Exchangeable magnetic strip, custom branding	<b>LH.MAG</b> <b>LH.STC.MAG</b>	17,00 4,00
5	Advertising element, A5 format, without ad, simple ad exchange	<b>RR.AP</b>	36,00
6	Mirror for 1 rod, 150x110 mm	<b>EM.1</b>	26,00
7	Mirror to place between 2 rods, 150x110 mm	<b>EM.2</b>	28,00
8	Case holder	<b>EH.2</b>	4,00

Page   Position	Description	Code	Price   €
<b>Page 191</b>			
9	Decorative RR Nature vinyl foil cover for rod, available in 5 shades, 1 cover per rod  Oak Beech tree Cherry Nut Carbon	<b>RRN.OAK</b> <b>RRN.BEE</b> <b>RRN.CHE</b> <b>RRN.NUT</b> <b>RRN.CAR</b>	38,00 38,00 38,00 38,00 38,00
10	Decorative powder coating for rod. 1 per rod.  White matte White glossy Black matte Black glossy	<b>RRPC.WM</b> <b>RRPC.WG</b> <b>RRPC.BM</b> <b>RRPC.BG</b>	18,00 18,00 18,00 18,00
11	Backside frame support, silicone coating	<b>BS.S3D</b>	1,00
12	Hook adapter for smaller frames, 20 pcs	<b>ADP</b>	12,00

## FURNITURE

### Tables

Pages 195 - 196	DISPENSING TABLES		
1	Dispensing table with side plates and integrated drawers. 1 or 2 integrated drawers. Aluminium frame, satinated glass work top. Other colours and decors on request.  1250x740x550 mm	1 integrated drawer 2 integrated drawers	<b>TF.PS.125.1</b> 1.272,00 <b>TF.PS.125.2</b> 1.364,00
2	Dispensing table with side plates. Aluminium frame, satinated glass work top. Other colours and decors on request.  1250x740x550 mm	<b>TF.P.125</b>	1.112,00
3	Dispensing table with simple design element. Aluminium frame, satinated glass work top.  1250x740x550 mm	<b>TL.125</b>	633,00
4	Dispensing table. Aluminium frame, satinated glass work top.  1250x740x550 mm	<b>TF.125</b>	671,00
5	Dispensing table with side cabinet with 3 drawers. Aluminium frame, satinated glass work top, MDF lacquer.  1400x740x550 mm	<b>TF.PB.140</b>	2.073,00
<b>Page 197</b>	<b>GLASS TABLES</b>		
1	Round table. Available in bar and regular height. Satinated stainless steel, tempered glass (transparent or satinated optiwhite glass).  Bar table Φ700x1100 mm	transparent glass satinated glass	<b>TR.H.T</b> 717,00 <b>TR.H.S</b> 717,00
	Regular table Φ700x750 mm	transparent glass satinated glass	<b>TR.S.T</b> 693,00 <b>TR.S.S</b> 693,00
2	Square table. Available in bar and regular height. Satinated stainless steel, tempered glass (transparent or satinated optiwhite glass).  Bar table 700x1100x700 mm	transparent glass satinated glass	<b>TS.H.T</b> 717,00 <b>TS.H.S</b> 717,00
	Regular table 700x750x700 mm	transparent glass satinated glass	<b>TS.S.T</b> 693,00 <b>TS.S.S</b> 693,00

## SHOWCASE TABLES

Pages 200-202

1	Showcase table on wheels. Removable drawers - each holds 15 frames. Optional locking. Optional white LED lighting - power source needed. Custom decor on request. Aluminium frame, acrylic, transparent glass.		
	620x1000x668 mm / 6 drawers / 90 ☹☹	<b>SC.T.1</b>	2.078,00
	1124x1000x668 mm / 12 drawers / 180 ☹☹	<b>SC.T.2</b>	2.767,00
	1630x1000x668 mm / 18 drawers / 270 ☹☹	<b>SC.T.3</b>	3.554,00
	White LED lighting for showcase tables. Power source needed.	<b>SC.LED</b>	371,00
	Locking for showcase tables.	<b>SC.LOCK</b>	89,00
2	Showcase table with side plates on wheels. Removable drawers - each holds 15 frames. Optional locking. Optional white LED lighting - power source needed. Custom decor and branding on request. Aluminium frame, acrylic, transparent glass.		
	620x1000x668 mm / 6 drawers / 90 ☹☹	<b>SC.TP.1</b>	2.142,00
	620x1000x668 mm / 12 drawers / 180 ☹☹	<b>SC.TPD.1</b>	2.277,00
	1124x1000x668 mm / 12 drawers / 180 ☹☹	<b>SC.TP.2</b>	2.848,00
	1124x1000x668 mm / 24 drawers / 360 ☹☹	<b>SC.TPD.2</b>	3.164,00
	1630x1000x668 mm / 18 drawers / 270 ☹☹	<b>SC.TP.3</b>	3.612,00
	White LED lighting for showcase tables. Power source needed.	<b>SC.LED</b>	371,00
	Locking for showcase tables.	<b>SC.LOCK</b>	89,00
3	Showcase table with 1 or 2 drawers. Custom decor and branding on request. Aluminium frame, acrylic, transparent glass.		
	1250x1000x550 mm		
	1 drawer	<b>SC.T.125.100.1</b>	1.563,00
	2 drawers	<b>SC.T.125.100.2</b>	1.655,00
	1250x760x550 mm		
	1 drawer	<b>SC.T.125.760.1</b>	1.400,00
	2 drawers	<b>SC.T.125.760.2</b>	1.492,00

## ISLAND DISPLAYS & CABINETS

Seite 203

1	Island display stand with aluminium construction, acrylic shelves and 3 large drawers. Optional white LED lighting. Decors on request.	On request
	900x1150x785 mm	
	Podest mit 9 Ablagen / 45 ☹☹ (Anzahl der Ablagen variiert)	
	6 Schubladen / 150 ☹☹	
2	Island display stand with acrylic shelves and removable drawers. Integrated advertising plate. Optional white LED lighting. Decors on request.	On request
	400x1555x785 mm	
	20 removable drawers / 200 ☹☹	
	6 acrylic shelves / 32 ☹☹	
	Advertising (2-sided)	

## PEDESTALS

Page 204

1	Pedestal with full acrylic base and acrylic box. Available in 3 heights. Optional locking. Optional white LED lighting. Various decors on request.		
	220x280x220 mm / black	<b>TW.30.B</b>	134,00
	220x280x220 mm / white	<b>TW.30.W</b>	134,00
	220x1000x220 mm / black	<b>TW.100.B</b>	325,00
	220x1000x220 mm / white	<b>TW.100.W</b>	325,00
	220x1220x220 mm / black	<b>TW.120.B</b>	336,00
	220x1220x220 mm / white	<b>TW.120.W</b>	336,00
	White LED lighting for TW pedestals. Power source needed.	<b>TW.LED</b>	220,00
	Locking for TW pedestal.	<b>TW.LOCK</b>	89,00
2	Pedestal with base made of derived timber and transparent glass box. Optional locking. Standard colour is white. Various decors on request.		
	400x1000x400 mm	<b>PD.100</b>	440,00
	400x1250x400 mm	<b>PD.120</b>	520,00

Page 204

Locking for PD pedestal.	<b>PD.LOCK</b>	89,00
--------------------------	----------------	-------

## CABINETS

Page 205

1	Inlet for 1 drawer box, white, acrylic. Custom sizes available.	<b>INLET</b>	Price on request
2	Cabinet on wheels with 10 removable drawers. 1 drawer holds 15 frames or cases. Inlets included.		
	556x834x330 mm / black / 150 ☹☹	<b>EB.10.150.B</b>	996,00
	556x834x330 mm / white / 150 ☹☹	<b>EB.10.150.W</b>	996,00
3	Cabinet with 6 drawers. 1 drawer holds 20 frames or cases. Inlets included.		
	800x540x340 mm / black / 120 ☹☹	<b>EB.6.120.B</b>	1.119,00
	800x540x340 mm / white / 120 ☹☹	<b>EB.6.120.W</b>	1.119,00
4	Cabinet with 8 drawers. 1 drawer holds 20 frames or cases. Inlets included.		
	800x620x340 mm / black / 160 ☹☹	<b>EB.8.160.B</b>	1.355,00
	800x620x340 mm / white / 160 ☹☹	<b>EB.8.160.W</b>	1.355,00

## COUNTERS

Page 208 MODULES

	Selling counter modules. MDF lacquered. Optional with LED lighting. Various feet options.	
<b>30 MODULE</b>	300x640x363 mm 300x800x363 mm 300x960x363 mm	On request
	300x640x563 mm 300x800x563 mm 300x960x563 mm	
<b>60 MODULE</b>	600x640x363 mm 600x800x363 mm 600x960x363 mm	On request
	600x640x563 mm 600x800x563 mm 600x960x563 mm	
<b>90 MODULE</b>	900x640x363 mm 900x800x363 mm 900x960x363 mm	On request
	900x640x563 mm 900x800x563 mm 900x960x563 mm	

Page 208 ELEMENTS

	Elements for modules. Allow fully customization.	
<b>SHELF C.S</b>	Shelf for 30 module / 264x345 mm Shelf for 30 module / 264x545 mm	On request
	Shelf for 60 module / 564x345 mm Shelf for 60 module / 564x545 mm	
	Shelf for 90 module / 864x345 mm Shelf for 90 module / 864x545 mm	
<b>SHALLOW DRAWER C.DS</b>	Drawer for 30 module / 296x157(87)x318 mm Drawer for 30 module / 296x157(87)x518 mm	On request
	Drawer for 60 module / 596x157(87)x318 mm Drawer for 60 module / 596x157(87)x518 mm	
	Drawer for 90 module / 896x157(87)x318 mm Drawer for 90 module / 896x157(87)x518 mm	
<b>DEEP DRAWER C.DD</b>	Drawer for 30 module / 296x317(200)x318 mm Drawer for 30 module / 296x317(200)x518 mm	On request
	Drawer for 60 module / 596x317(200)x318 mm Drawer for 60 module / 596x317(200)x518 mm	
	Drawer for 90 module / 896x317(200)x318 mm Drawer for 90 module / 896x317(200)x518 mm	

24	Page   Position	Description	Code	Price   €
<b>Page 208</b>				
<b>DOOR C.DO</b>		Door for 30 module / 296x637 mm Door for 30 module / 296x797 mm Door for 30 module / 296x957 mm		On request
		Door for 60 module / 596x637 mm Door for 60 module / 596x797 mm Door for 60 module / 596x957 mm		
		Door for 90 module / 896x637 mm Door for 90 module / 896x797 mm Door for 90 module / 896x957 mm		

**Page 209** Various counter designs for inspiration. For more information please contact us.

## ELECTRIC INSTRUMENT TABLES

<b>Page 211</b>				
1		Electric lift table with integrated drawer. Holds 1-2 machines. Manual controlled movement. Optional print and custom decor. Aluminium frame, acrylic, satinated glass work top.		
		1000x650-950x480 mm	<b>TD.S.100</b>	2.895,00
		1250x650-950x480 mm	<b>TD.S.125</b>	3.242,00
2		Electric lift U-shaped table with 2 integrated drawers and 1 shelf. Holds up to 3 machines. Manual controlled movement. Optional print and custom decor. Aluminium frame, acrylic, MDF plate.		
		1400x700-920x800 mm		
		orientation left	<b>TD.US.140.L</b>	3.416,00
		orientation right	<b>TD.US.140.R</b>	3.416,00

## EXAMINATION ROOM

<b>Page 213</b>				
1		Wall cabinet with Bi-Fold door, 2 shelves		
		600x690x320 mm	<b>E.HC.S</b>	574,00
2		Wall cabinet with Bi-Fold door, 1 shelf & hygienic device		
		600x690x320 mm	<b>E.HC.F</b>	818,00
3		White LED lighting for wall cabinets		
		600 mm	<b>E.LED.60</b>	336,00
		1200 mm	<b>E.LED.120</b>	371,00
		1800 mm	<b>E.LED.180</b>	406,00
4		Backsplash, acrylic 600x597x5 mm	<b>E.F</b>	64,00
5		Backsplash with cable hole, acrylic 600x597x5 mm	<b>E.F.E</b>	99,00
6		Backsplash with 2 shelves, acrylic 600x597x185 mm	<b>E.F.S2</b>	284,00
7		Worktop made of HPL compact plate. 3 sizes available.		
		600x38x600 mm	<b>WT.E.60</b>	293,00
		1200x38x600 mm	<b>WT.E.120</b>	586,00
		1800x38x600 mm	<b>WT.E.180</b>	879,00
8		Drawer / 930x100x500 mm	<b>E.D</b>	226,00
9		Cabinet with 2 doors (2 shelves)		
		600x600x580 mm	<b>E.C.DO2</b>	452,00
10		Cabinet with 4 drawers		
		600x600x580 mm	<b>E.C.D4</b>	799,00
11		Cabinet with 3 drawers		
		600x600x580 mm	<b>E.C.D3</b>	612,00
12		Cabinet with space for sink, 1 door 600x600x580 mm	<b>E.C.S</b>	498,00
		Sink / 400x400x300 mm	<b>WT.S</b>	On request
		Faucet	<b>WT.F</b>	On request
13		Side leg for worktop 30x600x580 mm	<b>E.FT</b>	209,00

Page   Position	Description	Code	Price   €
<b>LABORATORY</b>			
<b>Page 215</b>			
1	Wall cabinet with Bi-fold door / 2 shelves		
	500x580x320 mm	<b>WS.HC.S</b>	574,00
2	Backsplash, acrylic		
	500x560x5 mm	<b>WS.F</b>	64,00
3	Backsplash with cable hole, acrylic		
	500x560x5 mm	<b>WS.F.E</b>	99,00
4	Backsplash with 3 shelves, acrylic		
	500x560x185 mm	<b>WS.F.S2</b>	284,00
5	Worktop, different sizes available		
	500x40x700 mm	<b>WT.WS.50</b>	76,00
	1000x40x700 mm	<b>WT.WS.100</b>	151,00
	1500x40x700 mm	<b>WT.WS.150</b>	226,00
	2000x40x700 mm	<b>WT.WS.200</b>	301,00
6	Drawer / 930x100x500 mm	<b>WS.D</b>	226,00
7	Cabinet with 2 doors and integrated board on wheels,		
	1000x850x680 mm	<b>WS.DO2</b>	452,00
	Wooden board for cooling system - on wheels	<b>CS</b>	93,00
	Cooling system	<b>LAB.COOL</b>	On request
8	Cabinet with 4 drawers - 1 deep, with feet		
	500x850x680 mm	<b>WS.D4</b>	799,00
9	Leg support for worktop		
	30x850x680 mm	<b>WS.FT</b>	226,00

## FURNISHING

### CHAIRS & SOFAS

**Pages 218-219**

All products from Arper and Metalmobil, as well as prices, are available on request.

### LIGHTING

**Pages 220-221**

All products from Moltoluce, as well as prices, are available on request.